

Campaign

Introduction

The Campaign feature represents a structured promotional and engagement initiative designed to communicate information, encourage participation, and increase feature adoption among residents, property owners, and stakeholders. Through targeted announcements, incentives, and time-based promotions, campaigns support activities such as promoting system features, encouraging timely payments, introducing new services, and enhancing community engagement. Integrated within the platform, this module enables administrators to plan, manage, and monitor campaigns efficiently, ensuring consistent messaging, measurable outcomes, and improved overall user experience across the property management ecosystem.

1. Set Up Campaign or Voucher (Unlimited/Max Redemptions per Voucher)

1.1 Access Campaign

Go to Admin Console > Campaign > New Campaign.

Details include:

1. Fill "Campaign Name"
2. Fill "Campaign Start Date"
3. Fill "Campaign End Date (Leave Blank for No Expiry)"
4. Select "Discount Voucher Type"
5. Fill "Discount Percentage (%)"
6. Fill "Voucher Code Prefix (Optional)"
7. Fill "Total Number of Unique Vouchers to Generate"
8. Select "Applicable Invoice Types"
9. Select "Applicable Management Bodies Projects"

VYROX > Operation Insights

To Do List 10

- 69 emergency SOS to follow up [View](#)
- 53 overstaying visitors pending for action [View](#)
- 39 water meters pending for reading [View](#)
- 1 user account application pending for approval [View](#)
- 4 card access applications pending for approval [View](#)
- 1 deposit refund request pending for approval [View](#)
- 14 facility booking changes pending for approval [View](#)
- 23 complaints to follow up [View](#)
- 25 suggestions to follow up [View](#)
- 3 lease proposals pending for approval [View](#)
- 2 lease agreements in-force pending for property handover [View](#)
- 1 smart locker deliver pending for pick-up [View](#)
- 9 expired smart locker deliveries pending for further action [View](#)

Announcements [Add New]

- 05-Apr-2024 4:50 PM**
Caution: Broken Glass @ Lobby
Posted by Wong Wei Kei
- 16-Oct-2023 9:28 AM**
Notice: Tower A Lobby Leaking
Posted by Wong Wei Kei
- 21-Sep-2023 5:52 PM**
Notice: Preventive Pump Maintenance
Posted by Staff 001
- 20-Sep-2023 1:31 PM**
Notice: Lift Maintenance on September 21, 2023
Posted by Wong Wei Kei

Staff 001

- Edit Profile
- Change Password
- Go To >
- Admin Console**
- Terms of Service
- Privacy Policy
- Disclaimer
- First agreed on 14-Dec-2023 2:16 PM
- Last agreed on 07-Feb-2026 10:04 AM
- Logout

Recently Accessed Documents

IV00005019	225.20	16h
IV00005016	3.70	16h
IV00005038	29.70	16h
IV00004694	1080.00	16h
IV00004694	1080.00	16h

Powered by VYROX AIoT

Admin Console > Campaigns

Management Bodies

- Projects
- Employees
- Campaigns**
- Membership Plans
- Payment Processors

Campaigns

Search [] Search

Deleted Show 50 Campaign

No.	Start Date	End Date	Campaign Name	Discount Value	Min Spend	Redemption Limit	Vouchers (Available/Total)	Status
1	05-Feb-2026	14-Feb-2026	Test	15.00%	0.00	Single-Use	997/1000	Available
2	01-Feb-2026	28-Feb-2026	ZCNY	20.00%	30.00	Unlimited	30/∞	Available
3	28-Jan-2026	14-Feb-2026	CNY Campaign	10.00	0.00	Single-Use	6/10	Available
4	01-Jan-2026	31-Jan-2026	CNY30	30.00%	0.00	Single-Use	9/11	Expired

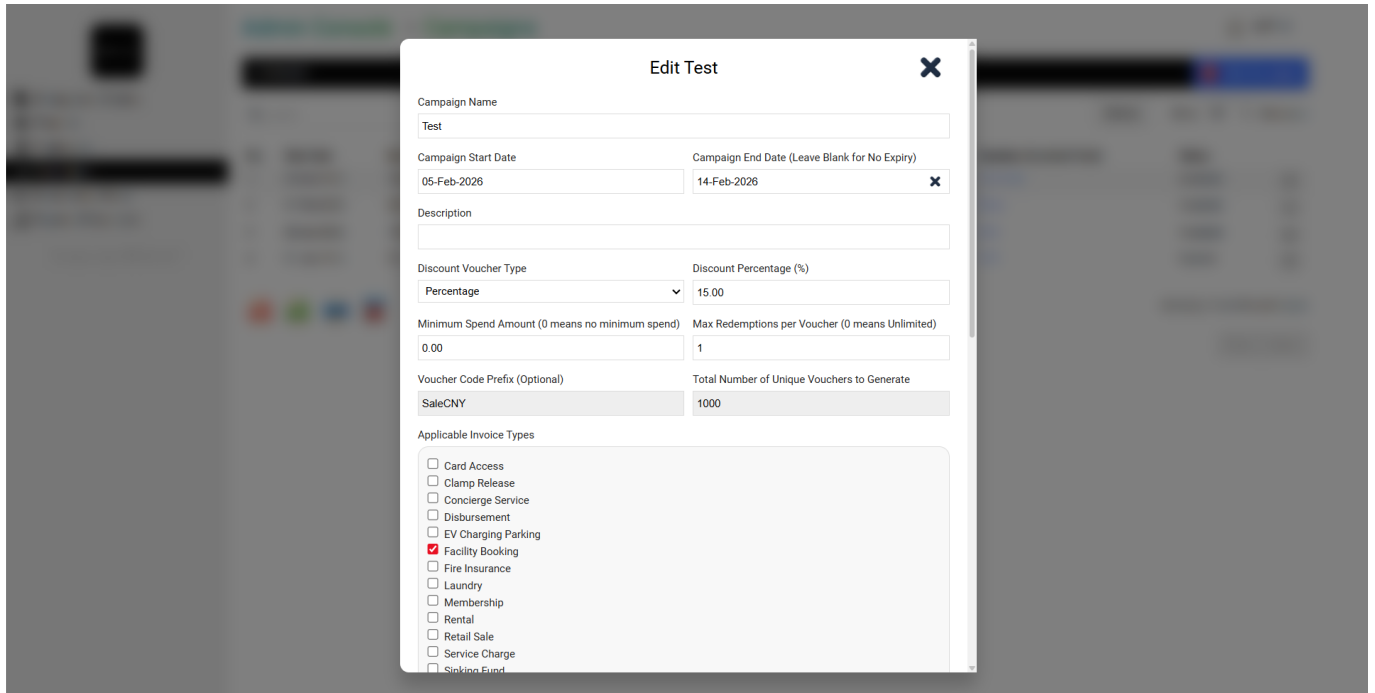
Showing 1 to 4 of 4 campaigns

Prev Next

Staff 001

- New Campaign**

Powered by VYROX AIoT



1.2 How to create Campaign Maximum Redemptions Per Voucher and Unlimited Voucher

This is an important part;

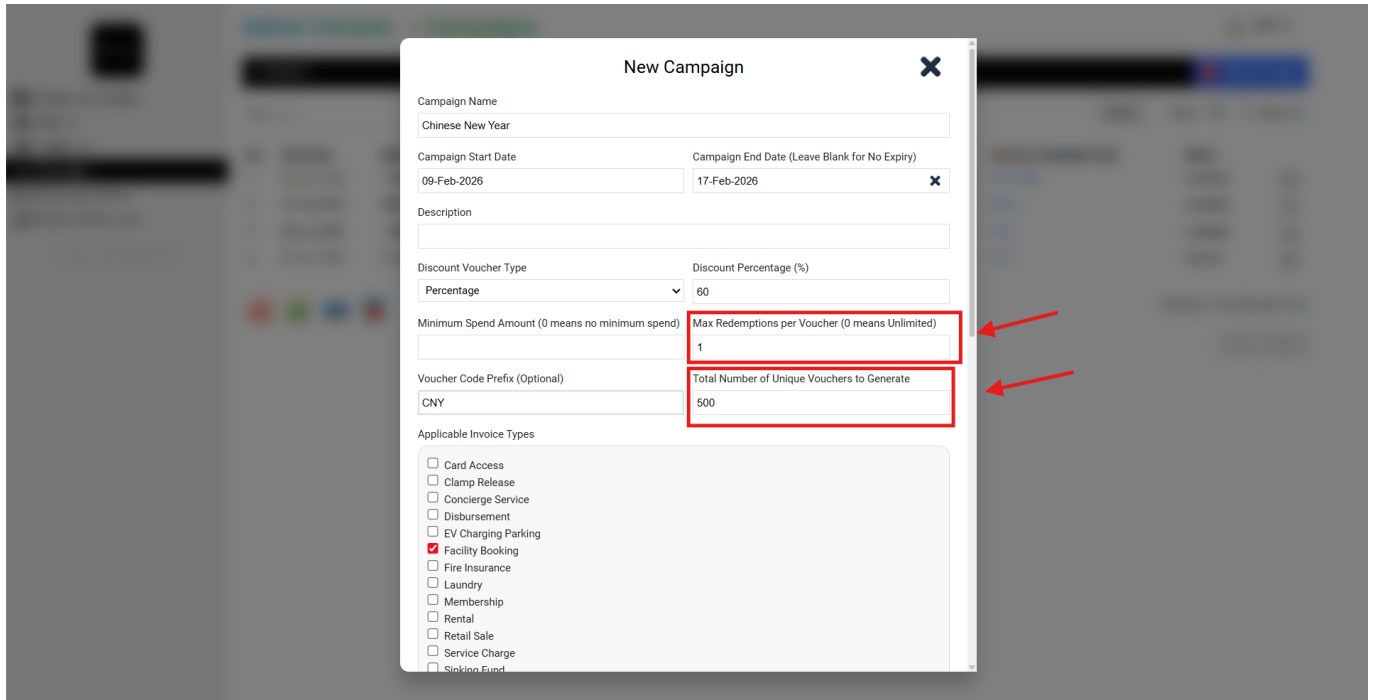
You need to fill in the details:

1. Fill "Max Redemptions per Voucher"
2. Fill "Total Number of Unique Vouchers to Generate"

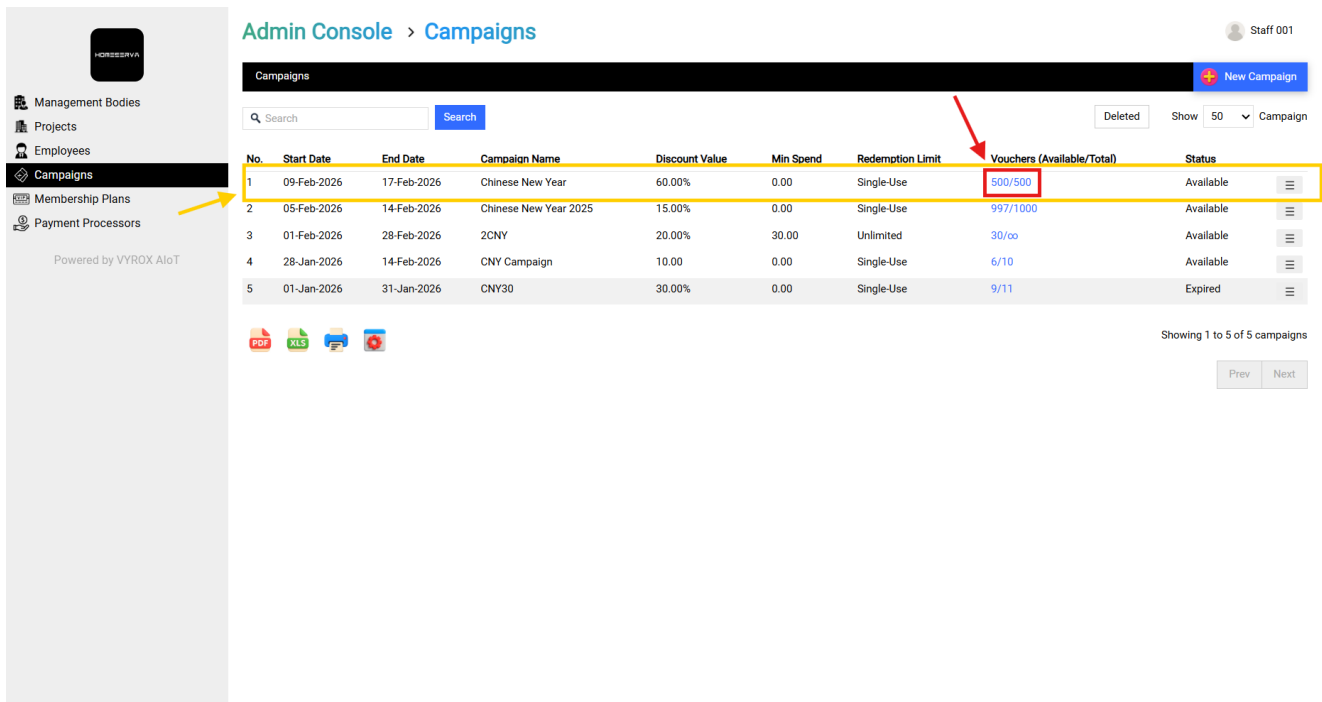
1.2.1 Create Campaign Maximum Redemptions Per Voucher

Example:

1. Campaign Maximum Redemptions Per Voucher



if customer use voucher, automatically deduct the voucher (Available/Total)



2. How Use Campaign or Voucher

Go to Admin Console > Campaign

Step 1:

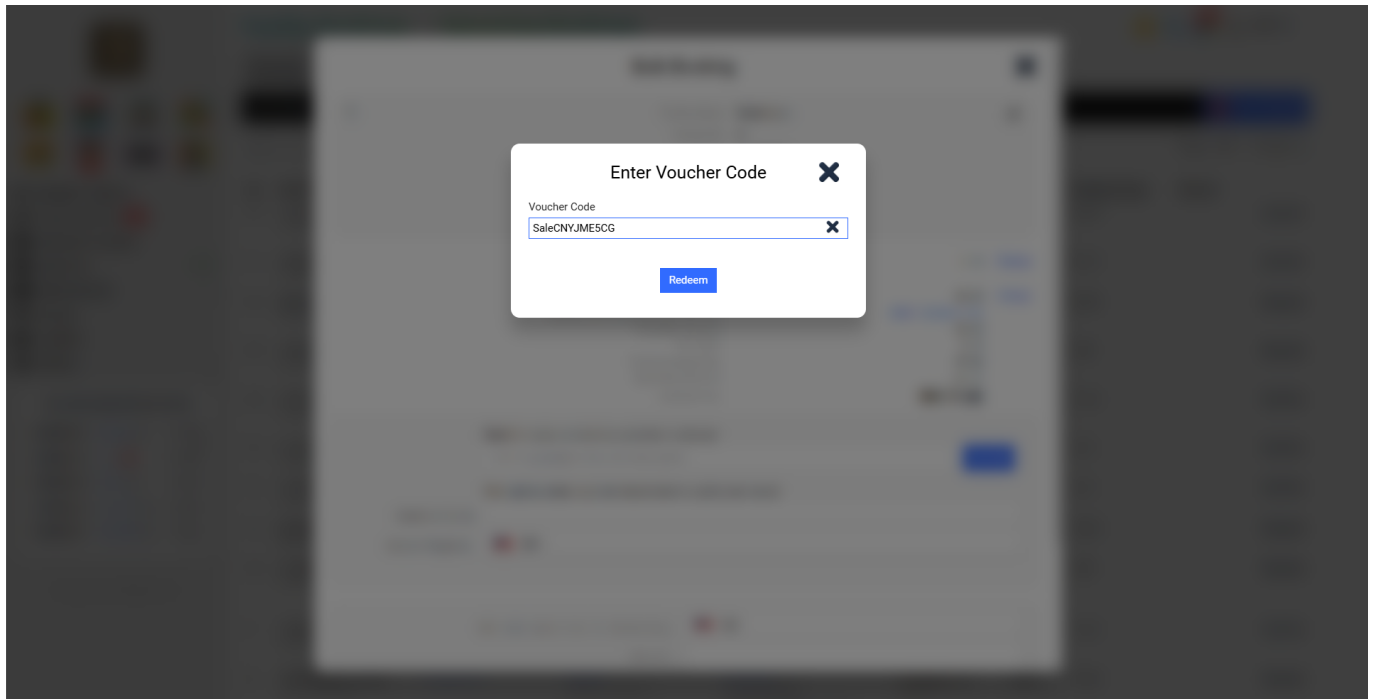
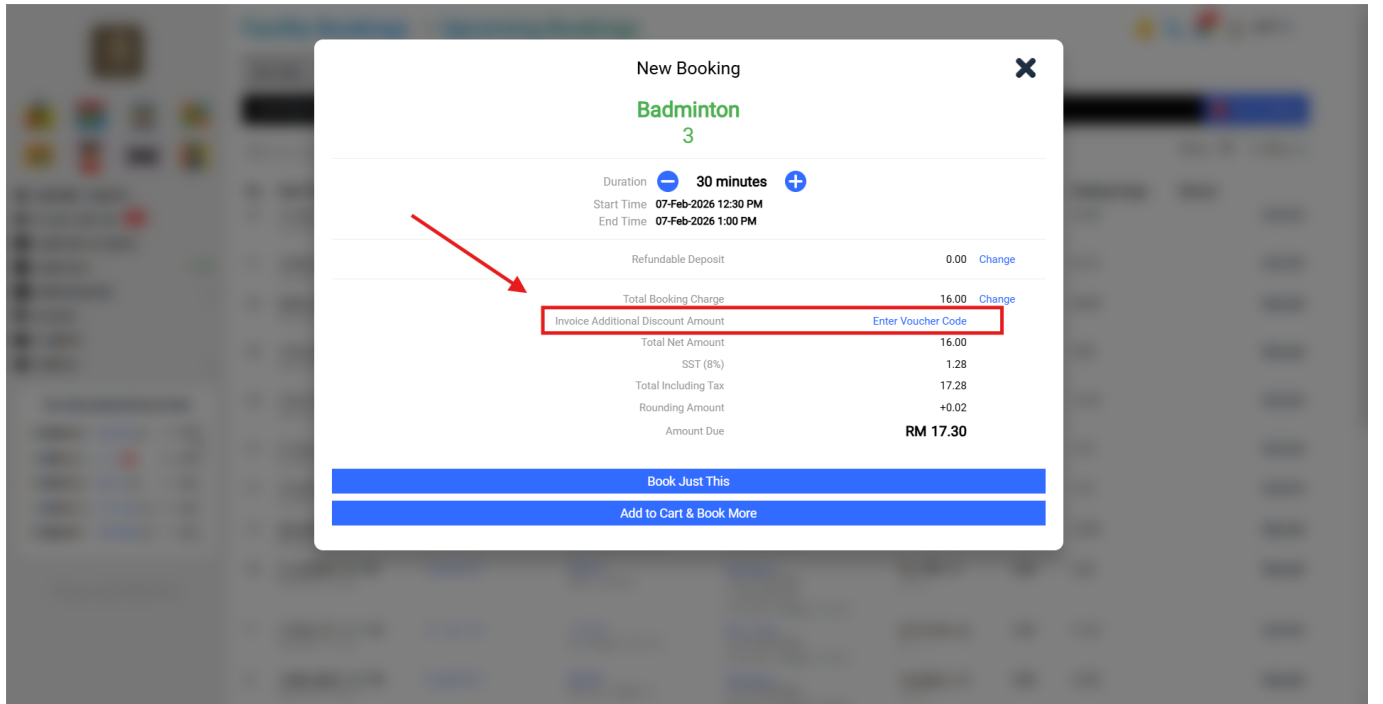
Click at "Vouchers (Available/Total)" as you create

Step 2:

Copy “Copy Voucher Code”

Step 3:

Go to Facility Booking at Bulk Booking > Find “Invoice Additional Discount Amount” > click “Enter Voucher Code” > paste the voucher and the discount will automatically calculate > after finishing, fill in the information click “Book”



From:
<https://www.vyrox.com/wiki/> - **VYROX Wiki**

Permanent link:
https://www.vyrox.com/wiki/doku.php?id=voucher_sportserva&rev=1770439955

Last update: **2026/02/07 04:52**

