

# User Application

The User Application provides customers with convenient access to essential account features and gameplay functions through a single platform. Users can view their Credit balance and Reward Point status in real time, ensuring full transparency over their usage and rewards.

The application allows users to start gameplay by scanning a QR Code, with access limited to Countdown Game mode for controlled and accurate session management. In addition, users can receive announcements from the centre, keeping them informed of promotions, updates, or operational notices.

To enhance user awareness and security, the system delivers instant notifications whenever credit is added or deducted. All features are seamlessly integrated with the club's POS and management system, ensuring a smooth, reliable, and user-friendly experience.

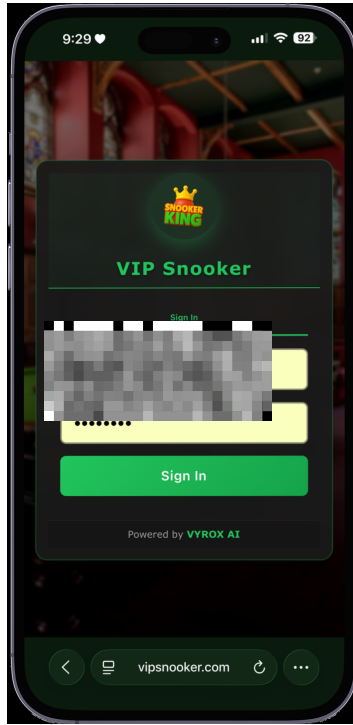
## 15. User Application

### 15.1 How to Open Table Using User Application

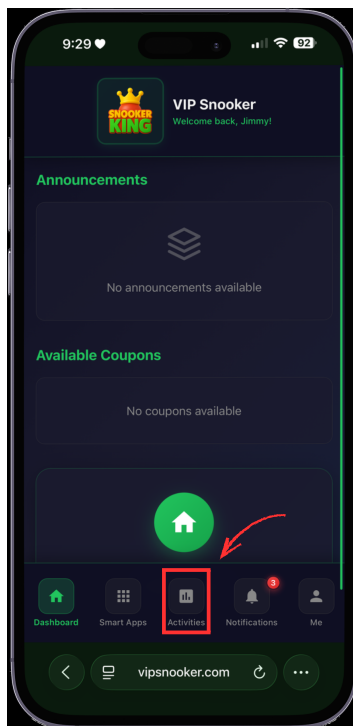
Click link For example "<https://www.vipsnooker.com/vyroxsnooker>"

Details for Open Table:

1. Log in using Member Account
2. Go to Activities
3. Scan QR Code to Start Table
4. Choose the Package
5. Start Table
6. Click on the Notification (This notification confirms your credit will be automatically deducted)

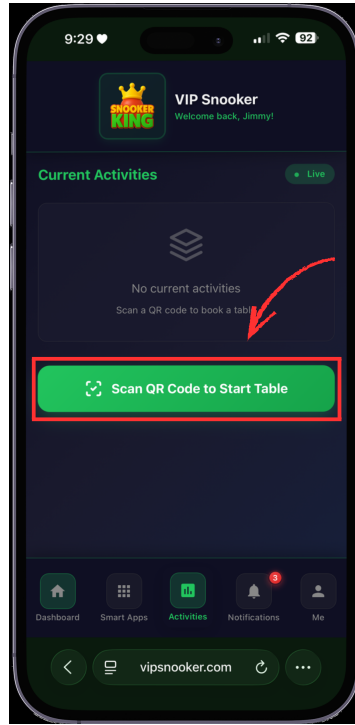


1.

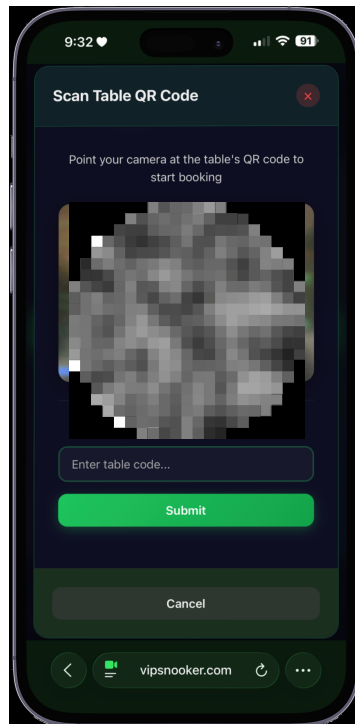


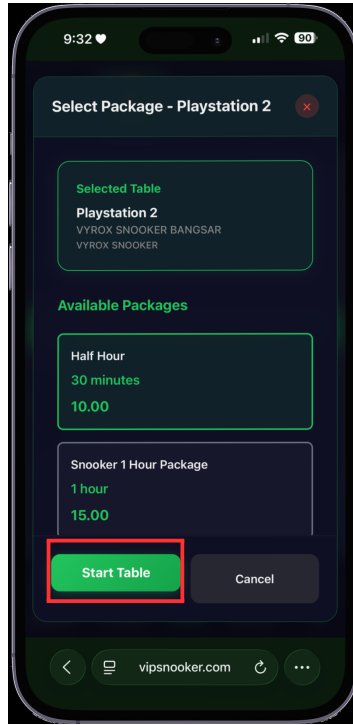
2.

3.

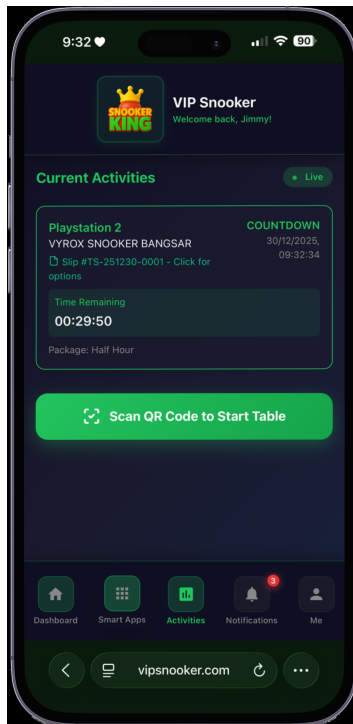


4.

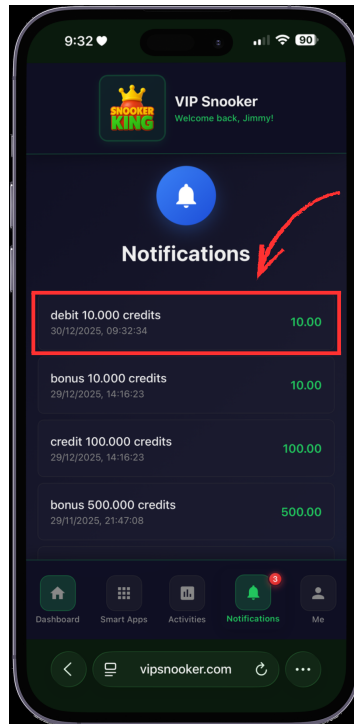




5.



6.



7.

## 15.2 How to Check Balance

Details for Check Balance:

1. Go to Me
2. Scroll down until found the Customer Account Balances

## 15.3 How to Edit Profile or Change Password

Details for Edit Profile or Change Password:

1. Go to Me
2. Click Edit Profile
3. Scroll down if want to change password

From:  
<https://www.vyrox.com/wiki/> - **VYROX Wiki**

Permanent link:  
[https://www.vyrox.com/wiki/doku.php?id=user\\_application&rev=1767060829](https://www.vyrox.com/wiki/doku.php?id=user_application&rev=1767060829)

Last update: **2025/12/30 02:13**

