

Membership Plan

The Membership Plan feature allows club operators to create and manage structured membership packages tailored to different customer segments. This module is designed to support flexible plans that cater to individuals, families, corporates, and frequent players while enhancing customer retention and recurring revenue.

Operators can define membership types, pricing, validity periods, and exclusive benefits such as discounted game rates, priority bookings, or special promotions. Each plan can be customised to align with business strategies and customer expectations.

With a streamlined setup process, operators can easily create, update, or manage membership plans in real time. Once configured, all membership plans are seamlessly integrated with the POS system, billing flow, and access controls, ensuring a consistent and efficient member experience across the platform.

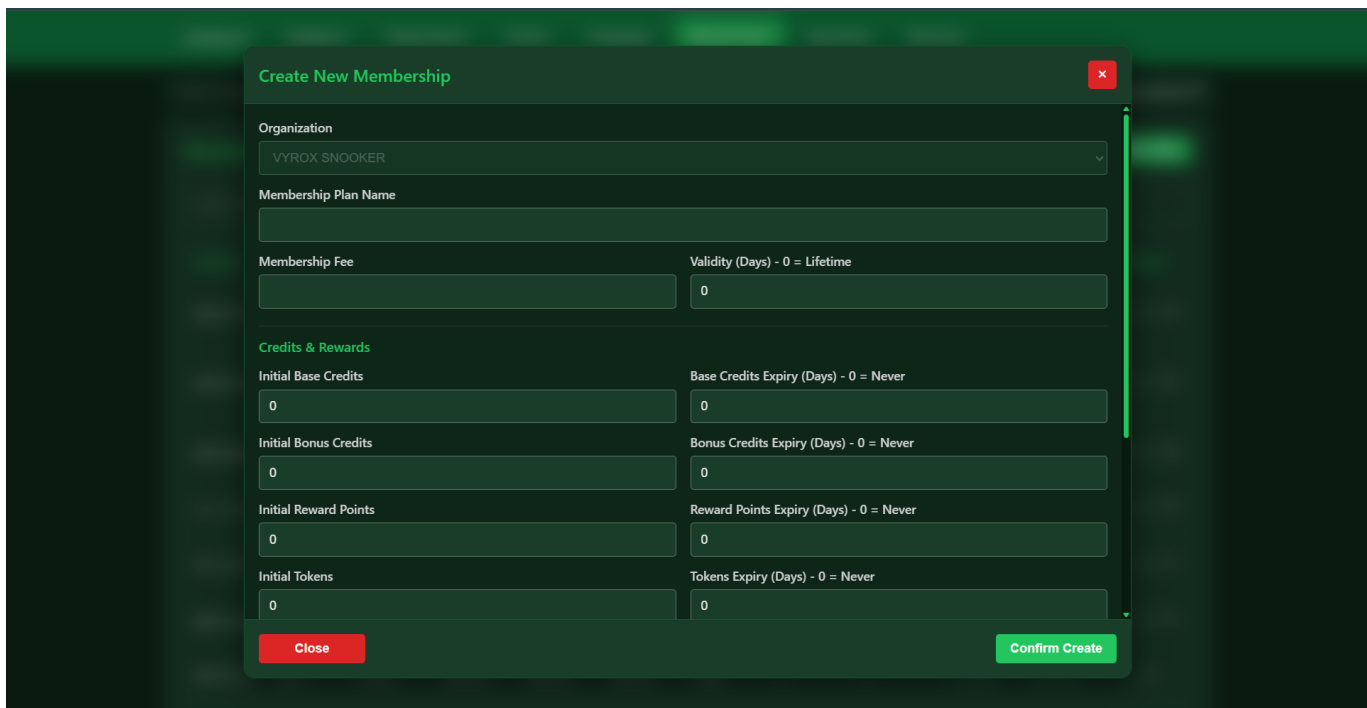
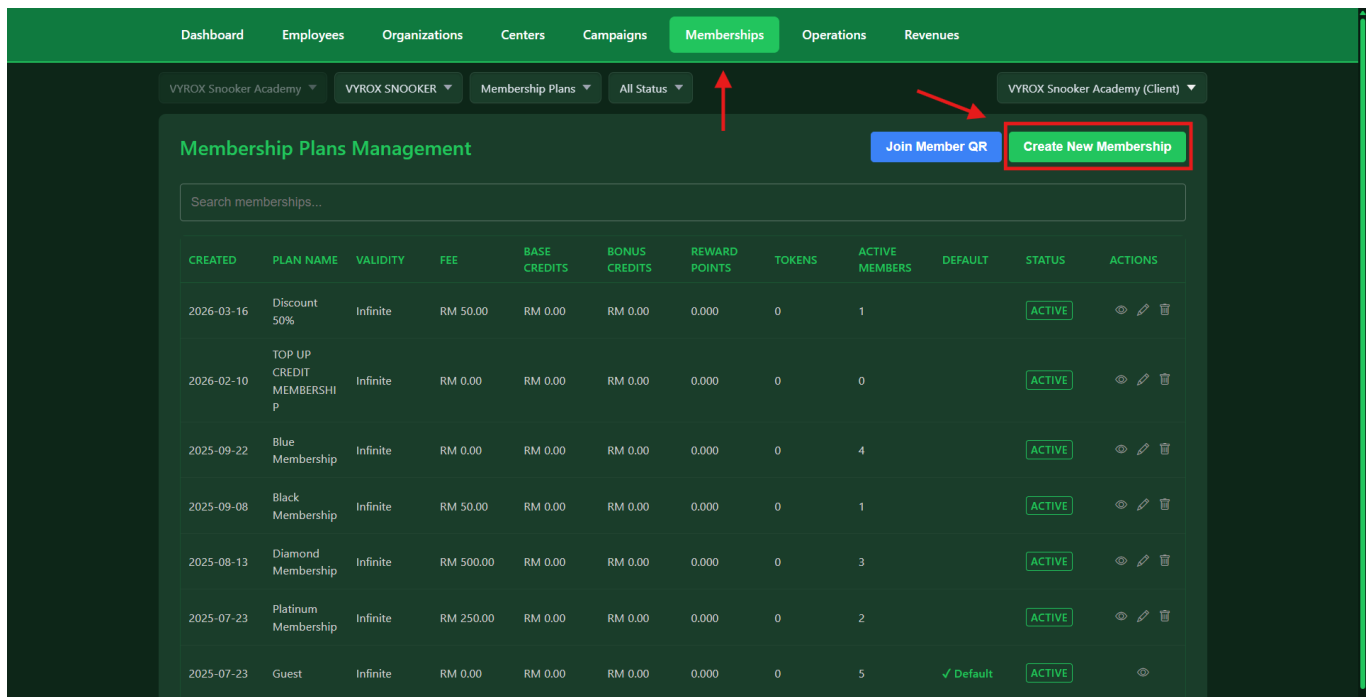
8. Membership Plan

8.1 Create Membership Plan

Login Account Client > Go to Memberships > Choose Membership Plan > Choose Organization > Create New Membership

Details to Create Membership:

1. Fill membership plan name
2. Set Membership Validity (Days) - Enter 0 for Never Expire
3. set Membership Fee
4. Fill Initial Base Credits
5. Other that option



8.2 Add Members

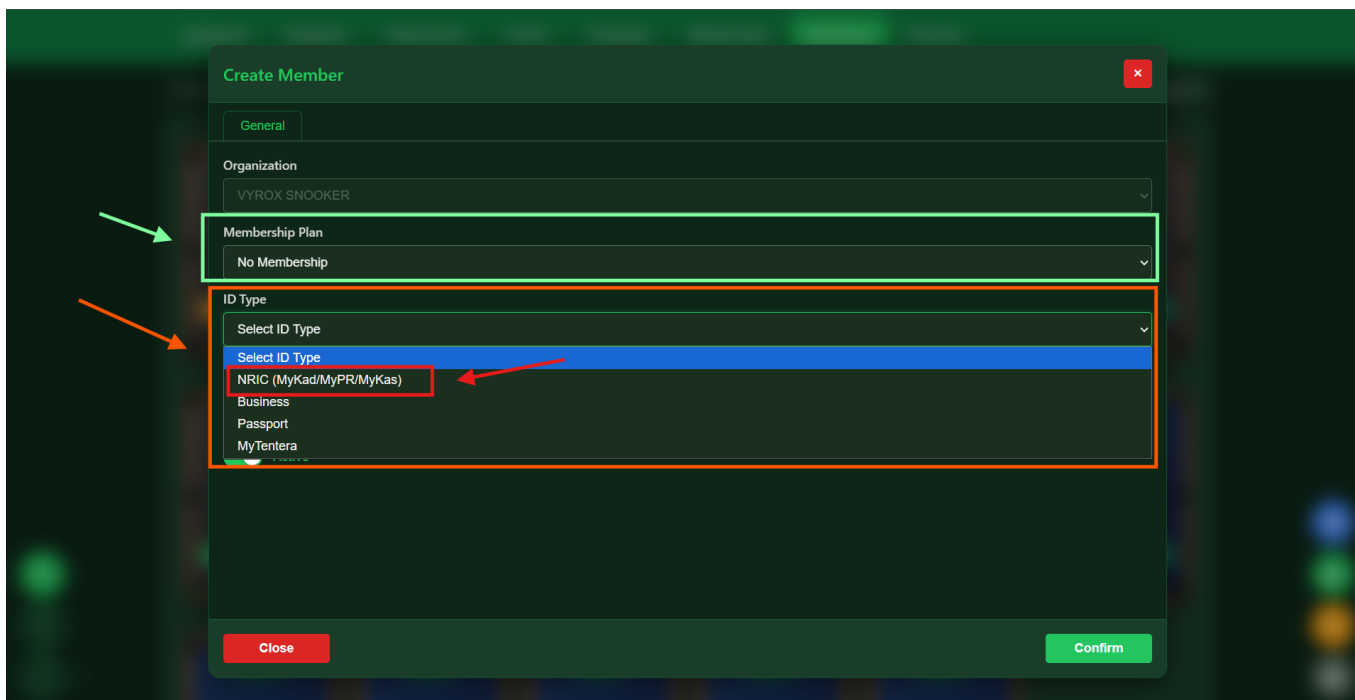
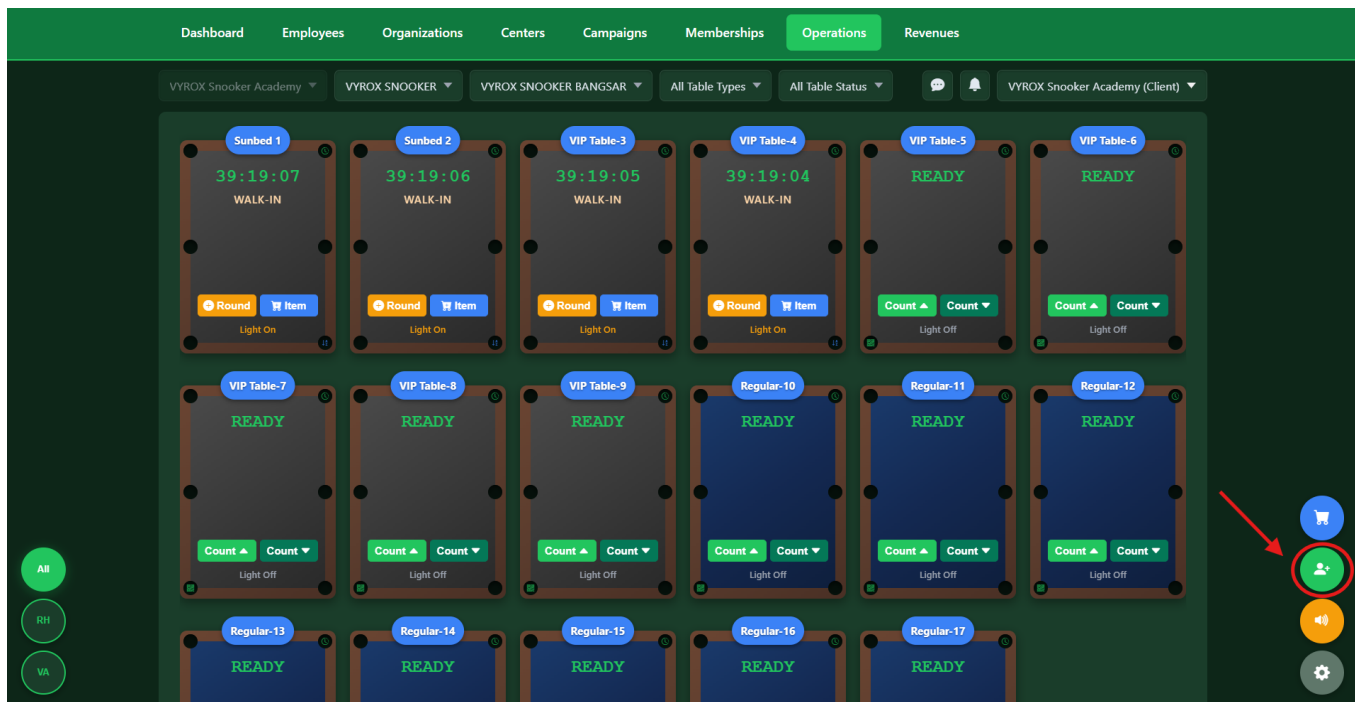
Option 1. At Cashier

Go to operation > Click add new member (green circle) > Choose Membership Plan (Please select No Membership) > Choose ID Type (Select NRIC)

Details to Add Membership:

1. Fill 'Individual Buyer Full Legal Name'
2. Fill 'Mobile Phone No.'
3. Fill 'Email Address'

4. Fill 'Password' & 'Confirm Password'

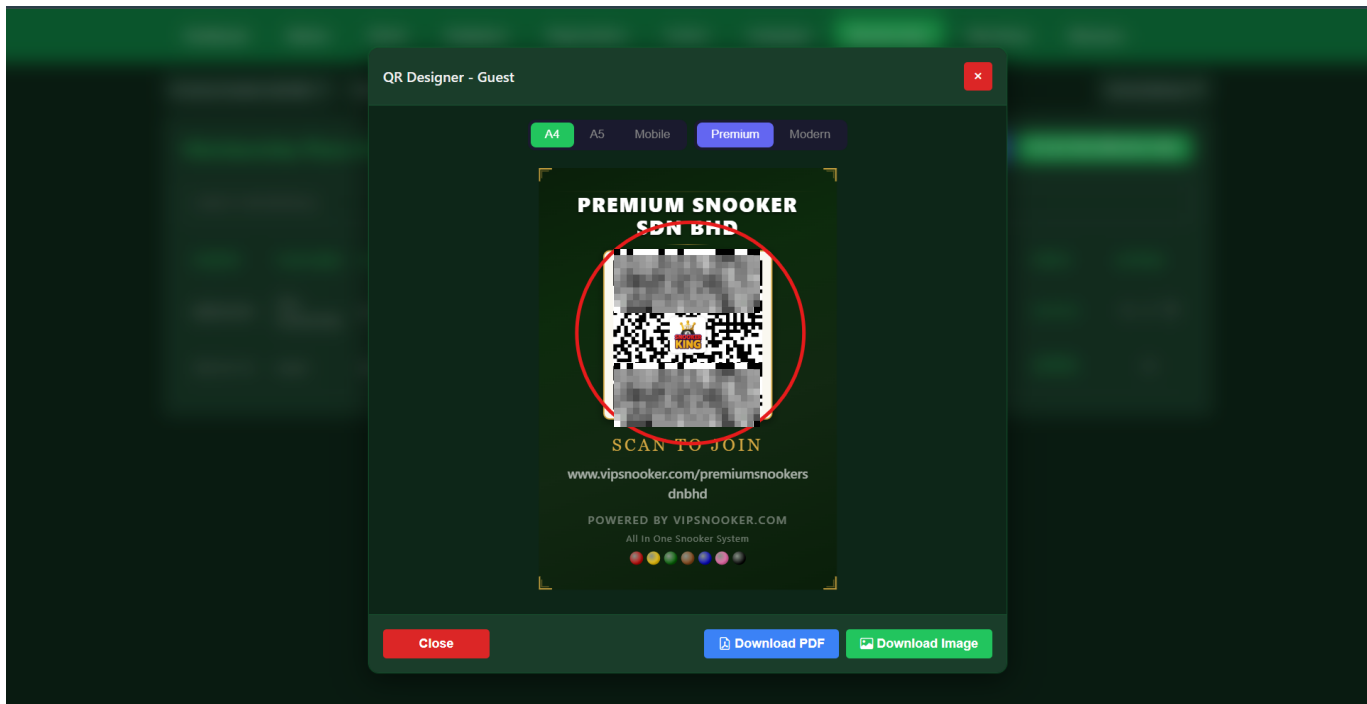


Option 2. Customer Scan QR Code

Scan QR Code > Go to 'Register'

Details to Add Membership Using Scan QR Code:

1. Fill Name
2. Fill in the Email address (send verification code).
3. Enter 4-Digit Verification Code
4. Mobile Phone

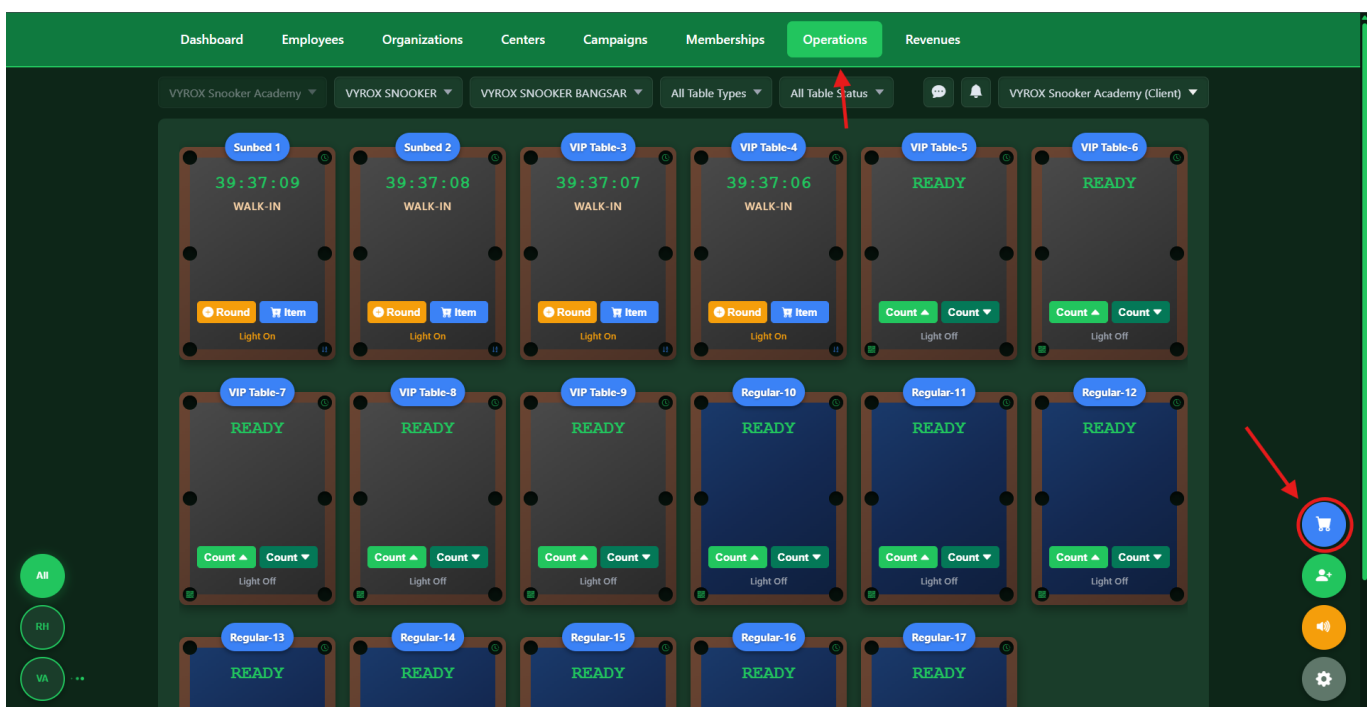


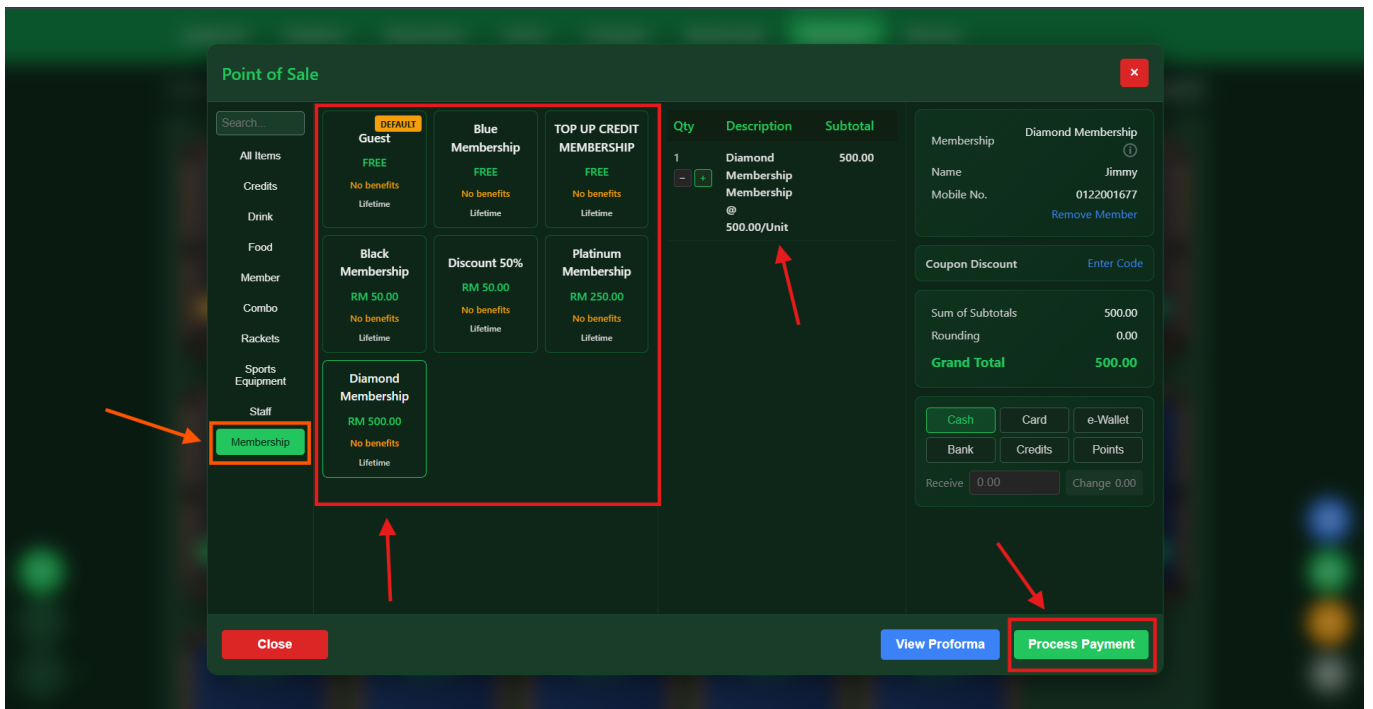
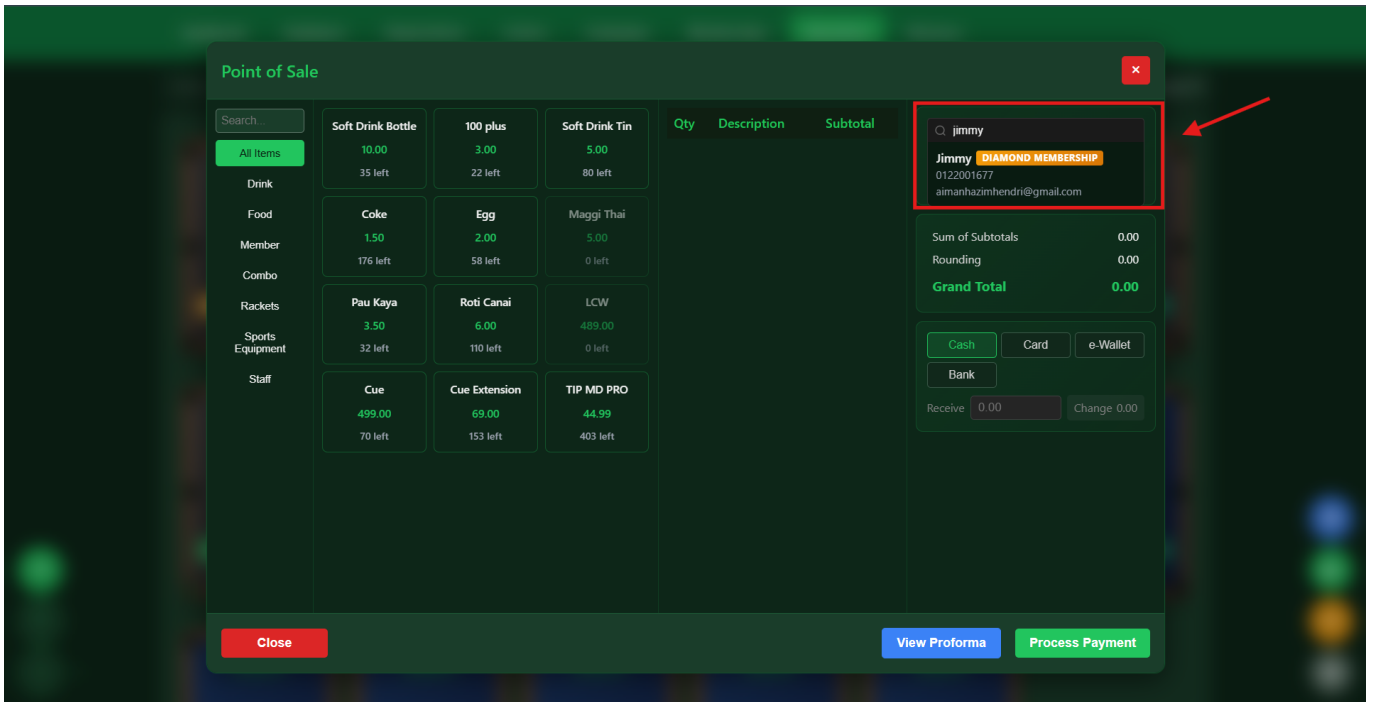
8.3 Upgrade Plan Member

Go to Operation > Click POS (the blue circle below).

Details to Upgrade Plan Member:

1. Search Member ID (Name, Number Phone or Email)
2. Scroll Down until find 'Membership' and click
3. Choose the Membership paln and pay





8.3 How to Generate Qr or get Link

Go to Membership > Click 'Join Member QR' > Click 'Download PDF' or 'Download Image'

Membership Plans Management

Search memberships...

CREATED	PLAN NAME	VALIDITY	FEE	BASE CREDITS	BONUS CREDITS	REWARD POINTS	TOKENS	ACTIVE MEMBERS	DEFAULT	STATUS	ACTIONS
2026-03-16	Discount 50%	Infinite	RM 50.00	RM 0.00	RM 0.00	0.000	0	1		ACTIVE	
2026-02-10	TOP UP CREDIT MEMBERSHIP	Infinite	RM 0.00	RM 0.00	RM 0.00	0.000	0	0		ACTIVE	
2025-09-22	Blue Membership	Infinite	RM 0.00	RM 0.00	RM 0.00	0.000	0	4		ACTIVE	
2025-09-08	Black Membership	Infinite	RM 50.00	RM 0.00	RM 0.00	0.000	0	1		ACTIVE	
2025-08-13	Diamond Membership	Infinite	RM 500.00	RM 0.00	RM 0.00	0.000	0	3		ACTIVE	
2025-07-23	Platinum Membership	Infinite	RM 250.00	RM 0.00	RM 0.00	0.000	0	2		ACTIVE	
2025-07-23	Guest	Infinite	RM 0.00	RM 0.00	RM 0.00	0.000	0	5	✓ Default	ACTIVE	

QR Designer - Guest

A4 A5 Mobile Premium Modern

VYROX SNOOKER BANGSAR

SCAN TO JOIN

www.vipsnooker.com/vyroxsnooker

POWERED BY VIP-SNOOKER.COM

All In One Snooker System

Close Download PDF Download Image

From: <https://www.vyrox.com/wiki/> - **VYROX Wiki**

Permanent link: https://www.vyrox.com/wiki/doku.php?id=membership_plan&rev=1775442501

Last update: **2026/04/06 02:28**

