

License Plate Access Control

1. Introduction

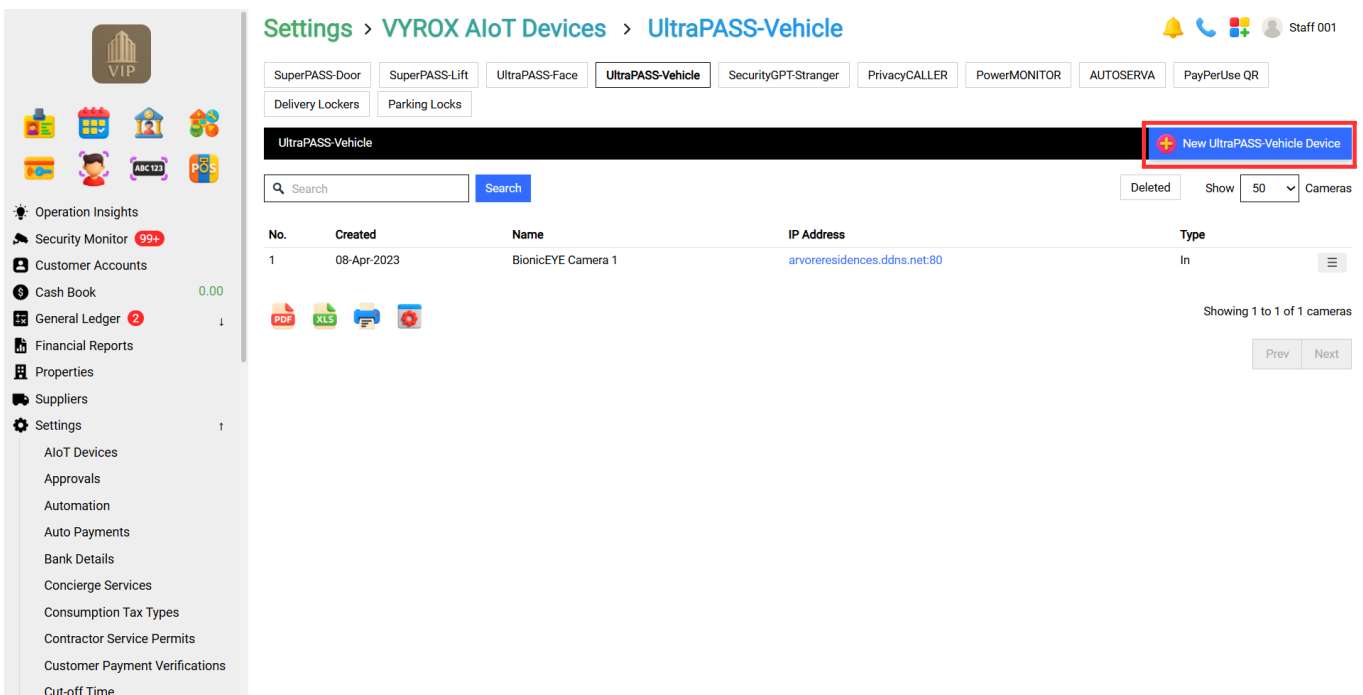
Access control systems are security solutions designed to regulate and monitor entry to physical or digital spaces, ensuring that only authorised individuals gain access. Access control systems improve safety, make operations easier, and safeguard important assets by using technologies like key cards, fingerprints, QR codes, and password authentication. Residential buildings, commercial properties, and industrial facilities widely use these systems to effectively manage the movement of people and vehicles. Beyond security, access control systems also provide administrators with valuable data to monitor activities, improve efficiency, and enforce policies, making them an essential component of modern property and organisational management.

2. Set Up License Plate Access Control

This guide shows you step-by-step how to set up the Properties Unit part of the VYROX VIP Smart Integrated Property Management System, which was created by VYROX INTERNATIONAL SDN BHD. Property managers, building officials, and facility workers can create and manage each unit, ensuring that the information about every unit is always accurate. Then, the UltraPass Face module for face recognition can be connected to each unit without any problems. This lets unit records be directly tied to safe and automated entry rights.

1.4 UltraPass Vehicle

Go to **Setting > AIoT Devices > SuperPASS Vehicle**

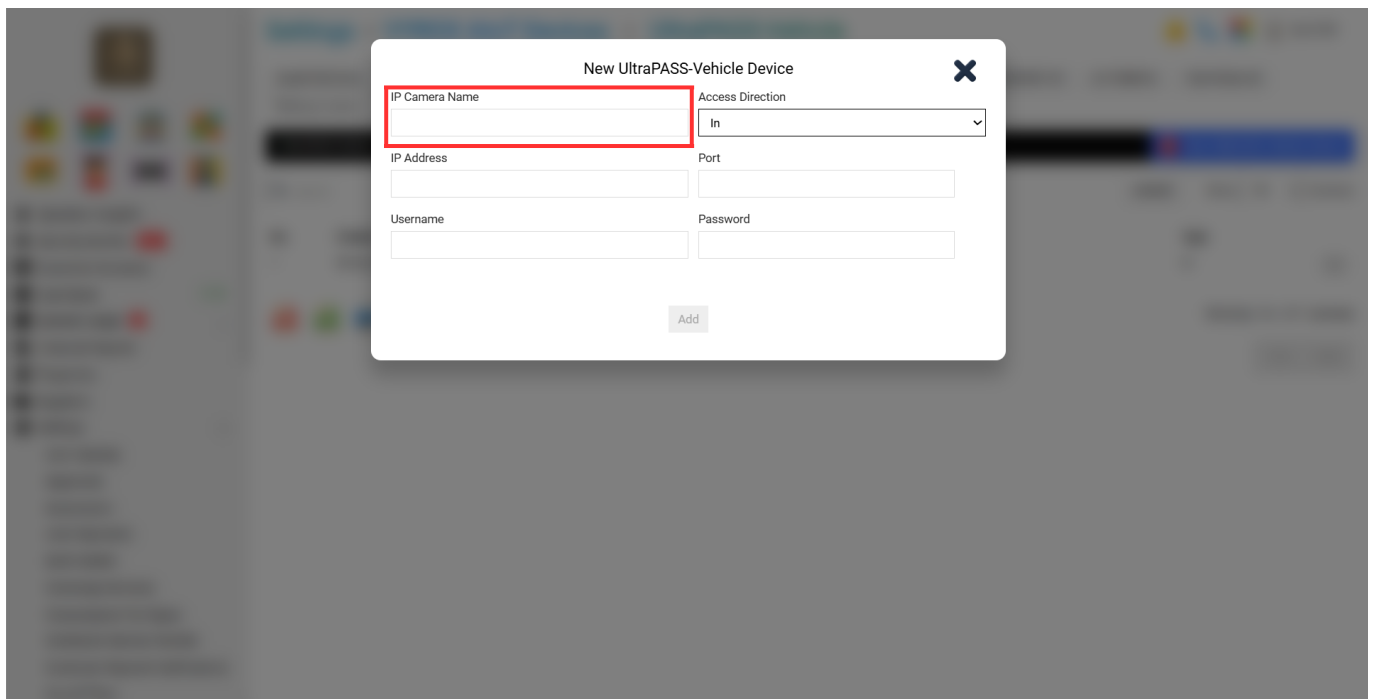


Details include:

1. IP Camera Name
2. Access Direction
3. IP Address & Port
4. Server Port
5. Username & Password

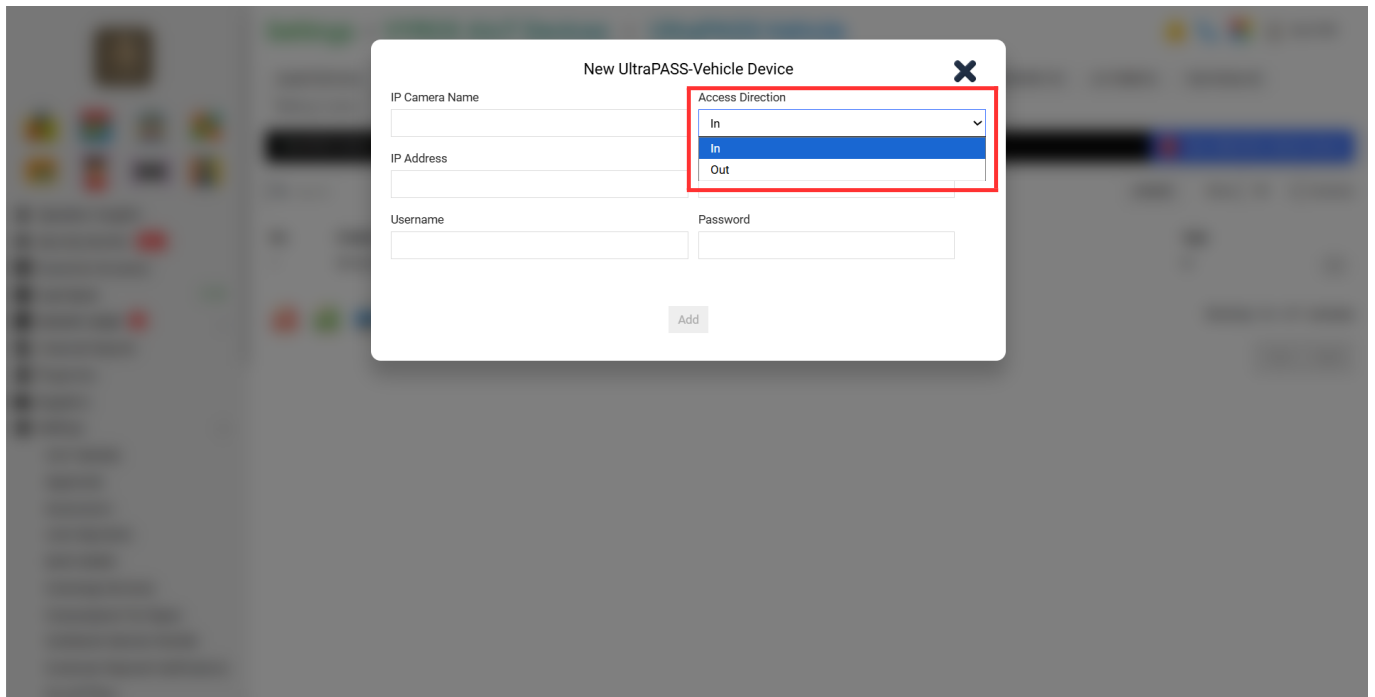
Step 1:

Fill in blank **“IP Camera Name”**



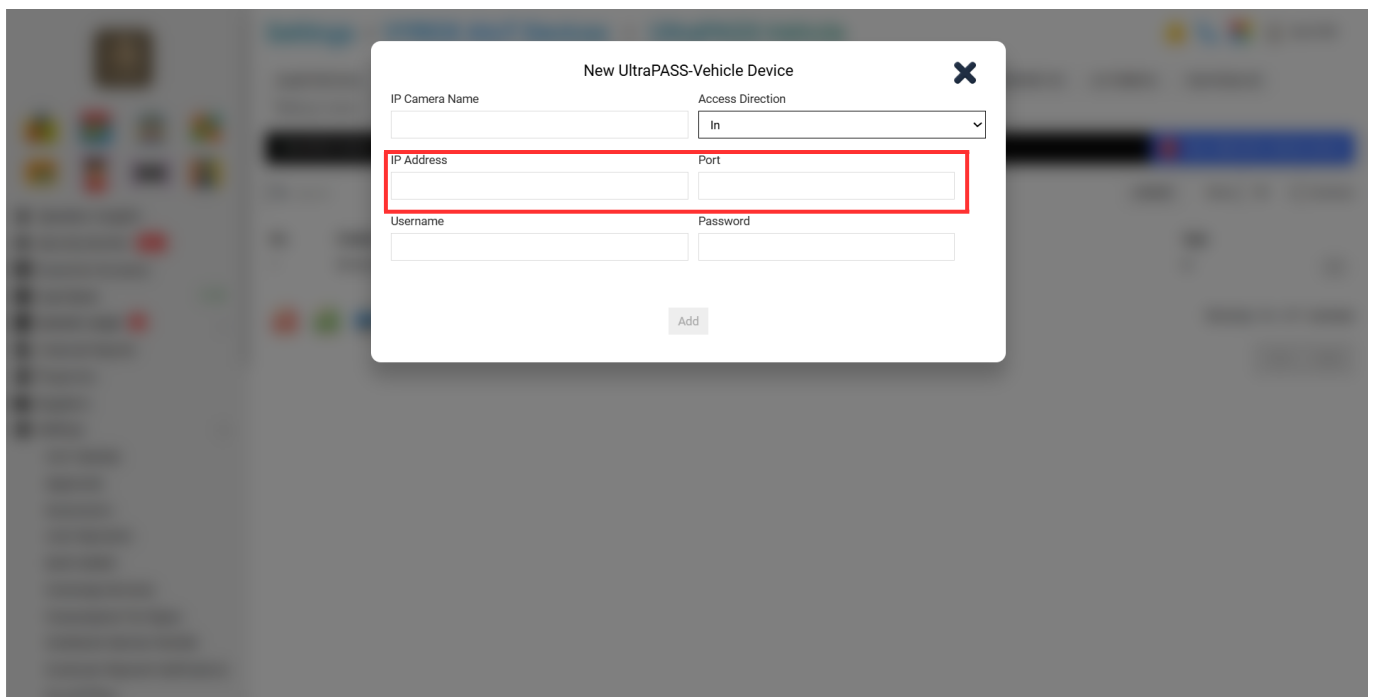
Step 2:

Select **“Access Direction”**

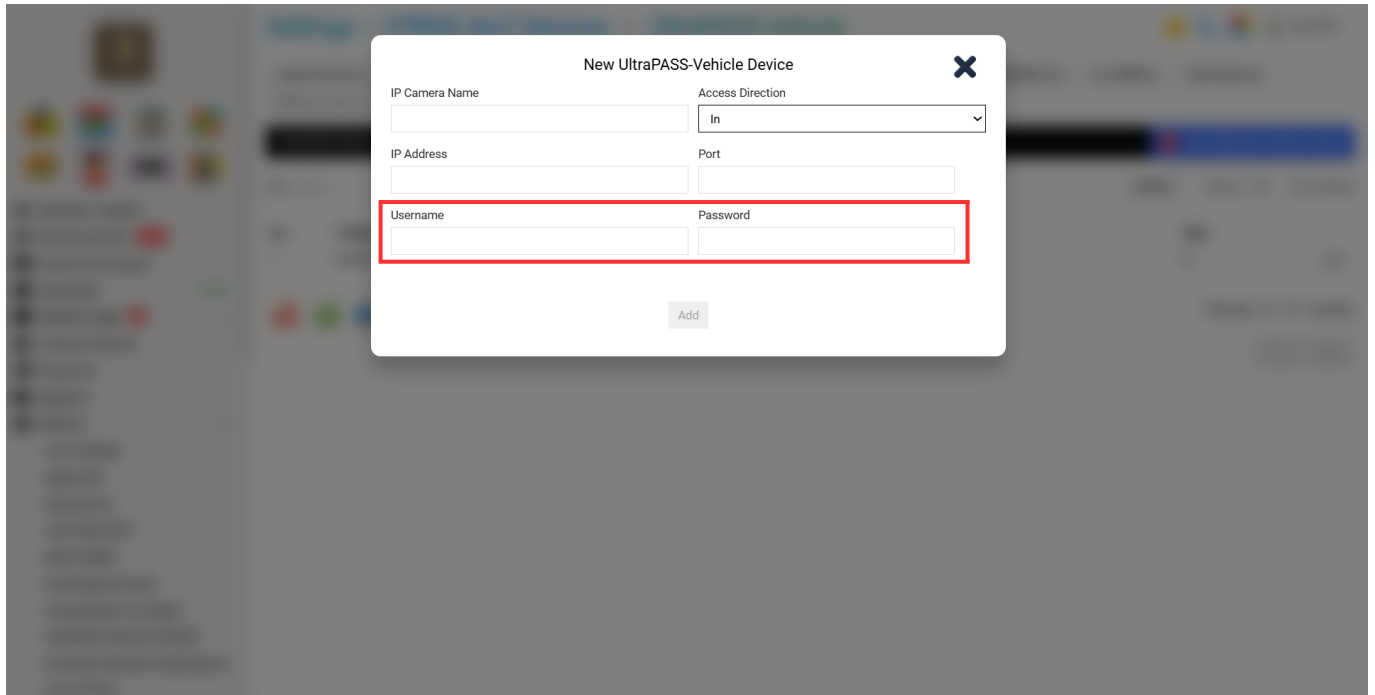


Step 3:

Fill in the Blank **"IP Address & Port"**



Step 4: Fill in the blank **"Username & Password"**.



After done keying in all information, Click "Add"

2. CONFIGURATION INSTRUCTIONS FOR PROPERTIES

This guide shows you step-by-step how to set up the Properties Unit part of VYROX VIP Smart Integrated Property Management System, which was created by VYROX INTERNATIONAL SDN BHD. Property managers, building officials, and facility workers can make and handle each unit, making sure that the information about each unit is always correct. Then, each unit can be easily connected to the UltraPass car module for managing car entry. This way, records for each unit can be directly tied to safe and automated access permits.

2.1 Configuration Properties

Go to **Properties > Units**


PIC

Step 1

Tick, "The Floor(s) Where This Property Is Situated"

PIC

*Note: Please tick to follow the unit-level floor and block.**



From:
<https://www.vyrox.com/wiki/> - **VYROX Wiki**

Permanent link:
https://www.vyrox.com/wiki/doku.php?id=license_plate_access_control&rev=1756100893



Last update: **2025/08/25 05:48**