

E-Invoice

Introduction

E-invoicing provides a secure, effective, and eco-friendly substitute for conventional paper-based invoices by streamlining invoice handling digitally. LHDNM's MyInvois Portal is a specialised platform that offers free digital invoicing services for Malaysian companies, particularly MSMEs. This introduction highlights the possibilities and intuitive features of the portal, which was created especially to make the e-invoicing process easier. Users can effectively browse, create, and manage electronic invoices using VYROX VIP thanks to this comprehensive tutorial.

1. Set Up E-Invoice

1.1 Sign In VYROX VIP

After you access the VYROX VIP > Admin Console,



1.2 Locate Management

Click Management Bodies > Business Name



1.3 Enter Detail ID

Click Edit > Scroll Down until found ERP Name, Client ID, Client Secret 1 and Client Secret 2



2. Set VYROX VIP as Your E-Invoice ERP

3.1 Browse the site

Visit <https://mytax.hasil.gov.my/> and click on MyInvois.




2.2 Homepage MyTax

Click on the profile icon located at the top right, then select “View Taxpayer Profile”.




2.3 Registration Method

Scroll down to the “Register ERP” section and click on the “Register ERP” button.



Enter an ERP name, like “VYROX Account ERP”, and choose a secret expiration period, ideally three years. Set it as the primary ERP system and complete the registration.



2.4 Get the ID

Please copy the Client ID, Secret 1, and Secret 2 individually and paste them at the step. Continue the step by inserting an e-invoice into VYROX VIP.

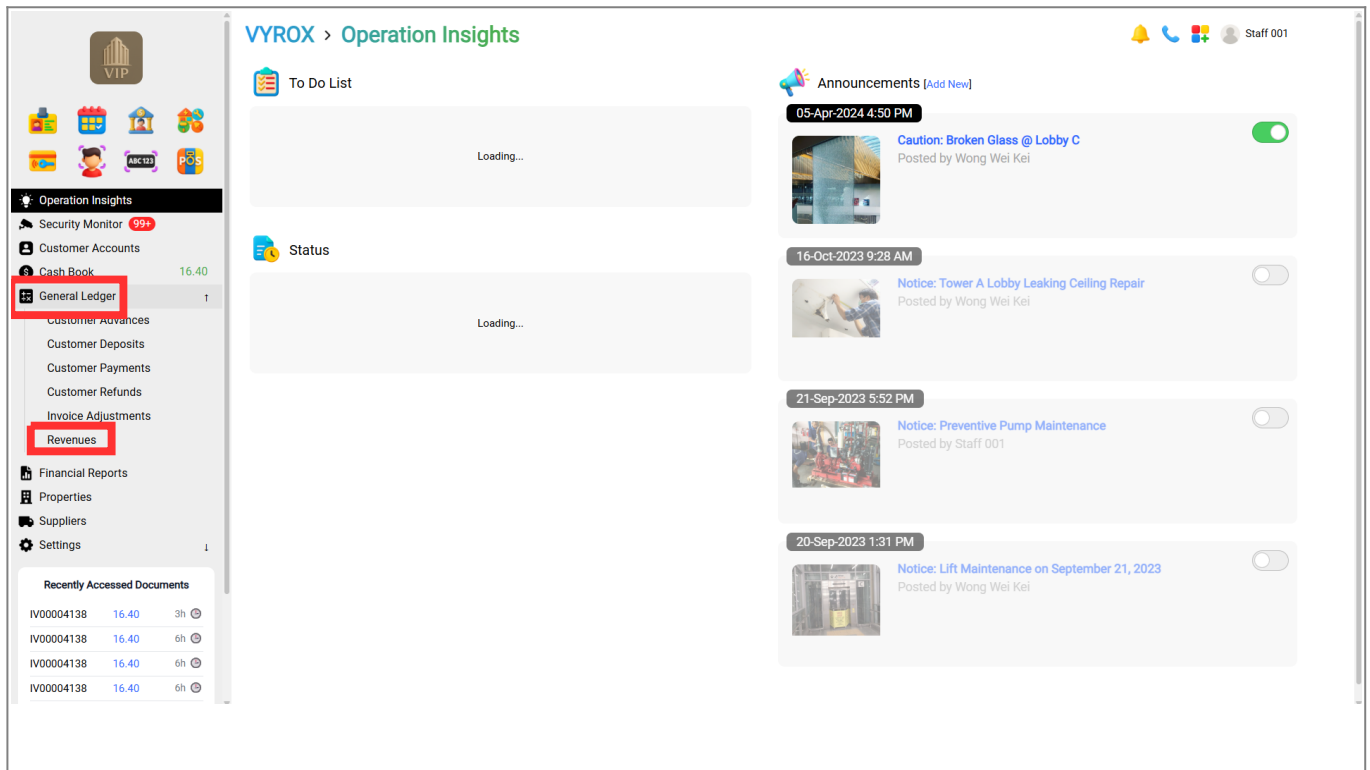


Note: Company name, BRN, and TIN are required fields.

3. Create and Validate Individual E-Invoice (by Staff)

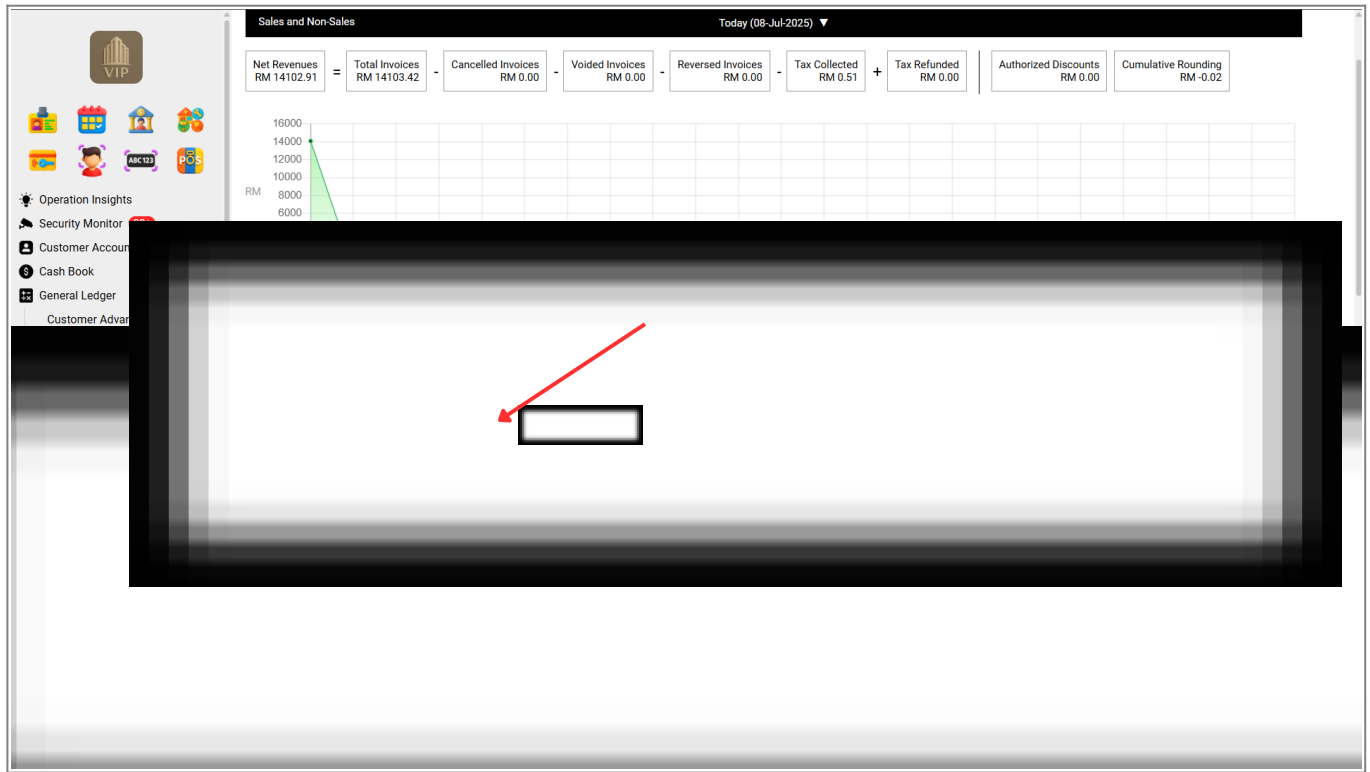
3.1 Go To General Page

VYROX VIP > General Ledger > Revenues.



3.2 Go to Revenues

Click the tick icon.



3.3 Form and Response Submission

Complete the information and click on the “Confirm Submit e-invoice Validation” button.

Billing Information [Close]

Bill To:


ID Type:

Address Line 3

*Note: Grey checkmark: Not Submitted, green checkmark: Valid, Caution \triangle : invalid, Blue checkmark:

Pending for LHDN verification

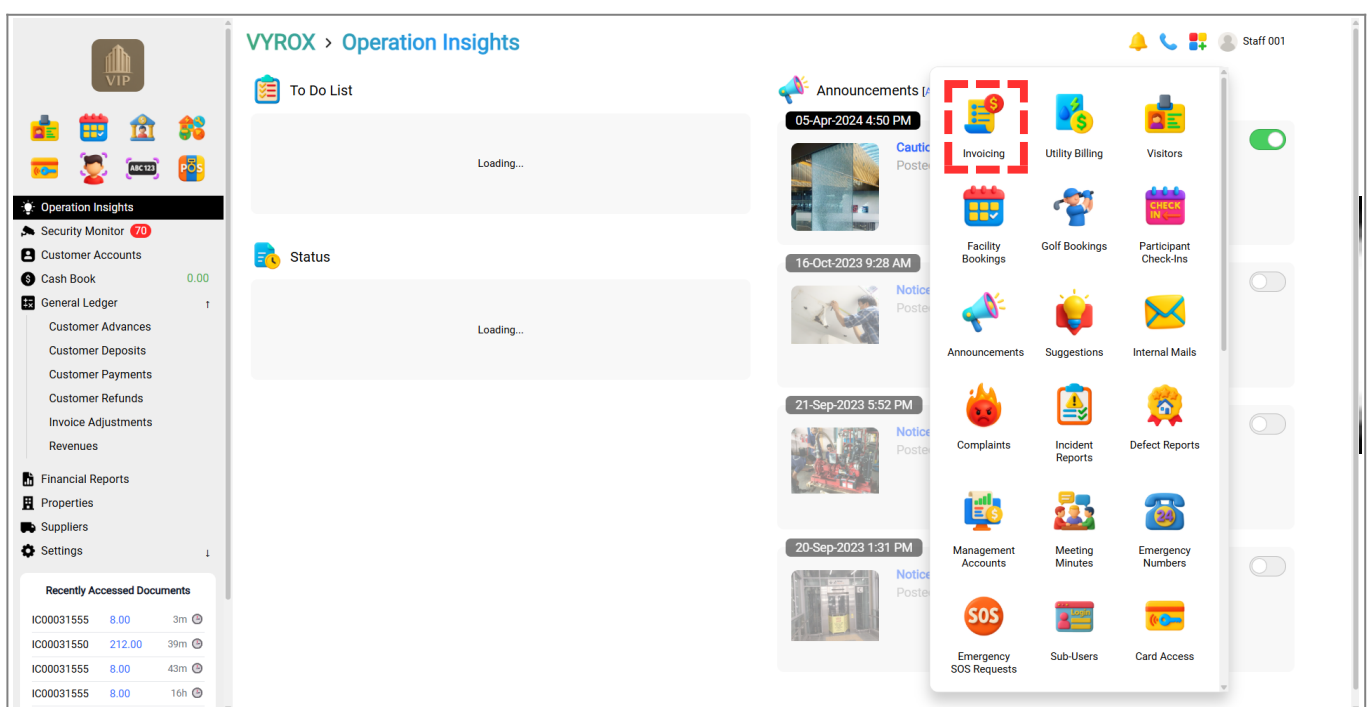
Upon completion of the submission process, select the green checkmark that will appear in the following manner.



4. Create and Validate Consolidated E-Invoice (by Staff)

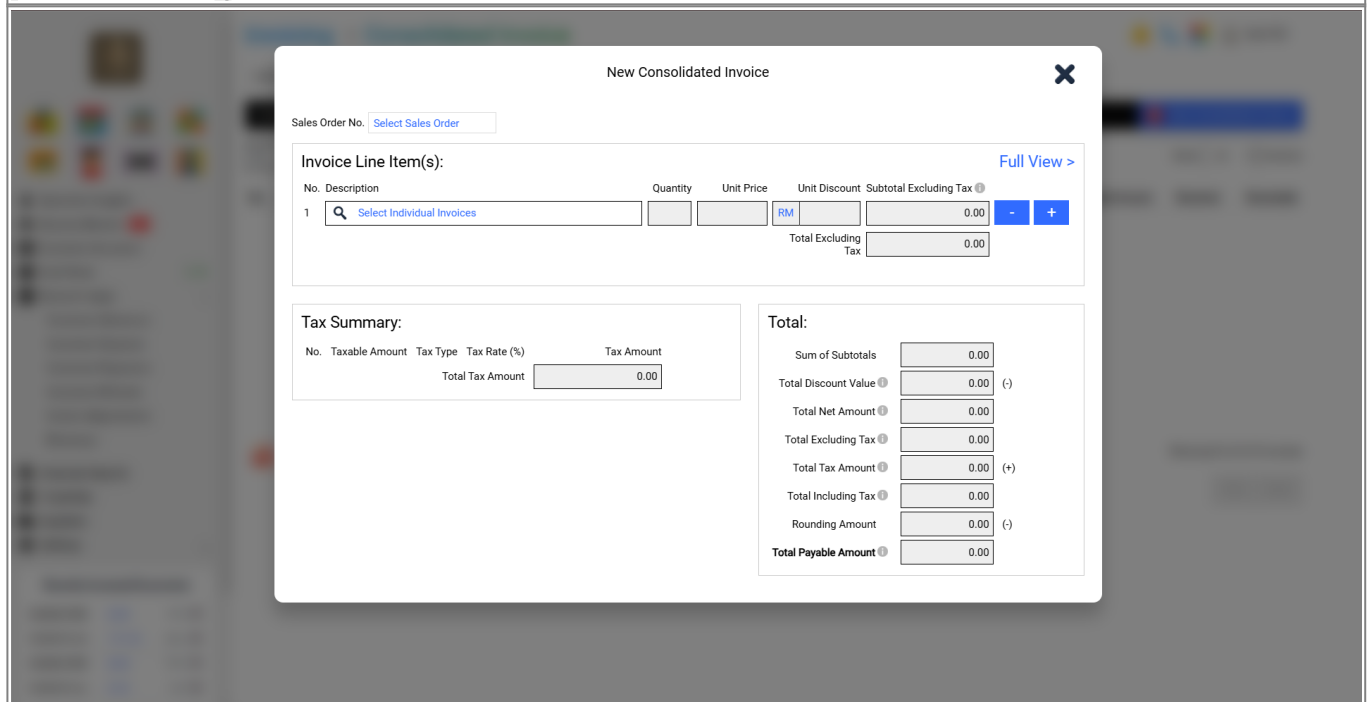
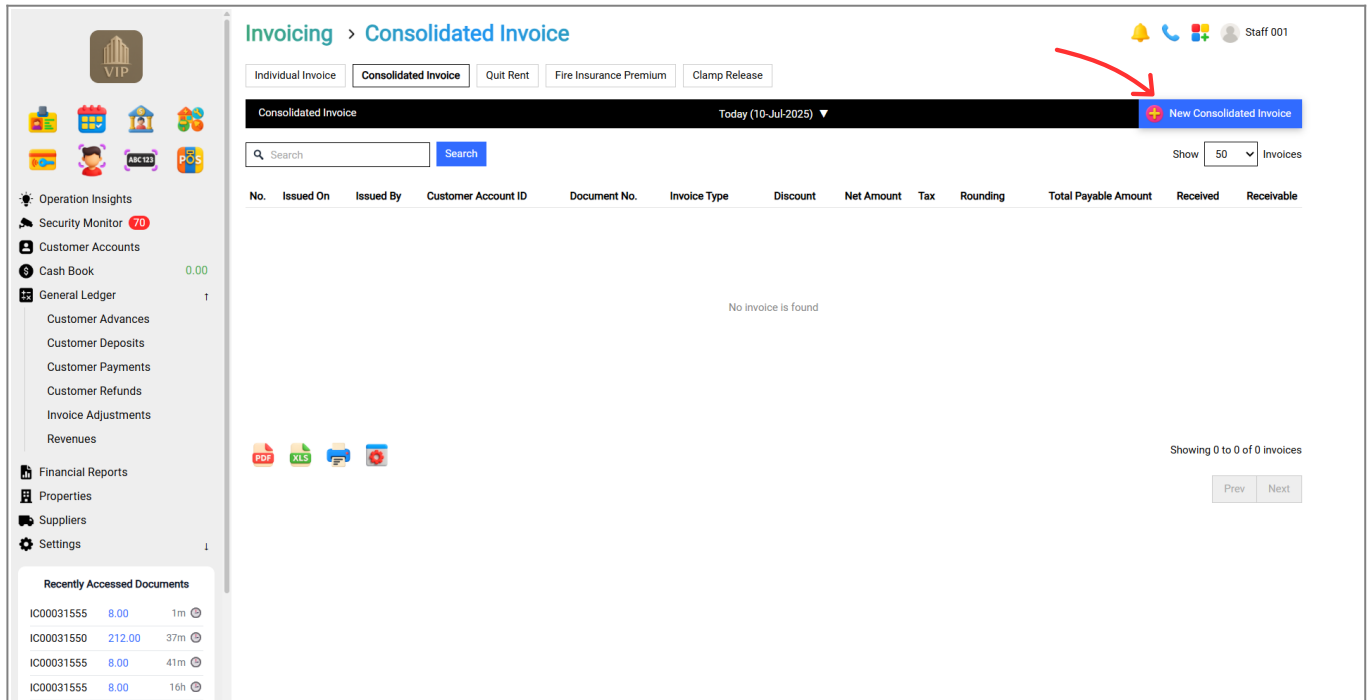
4.1 Set up e-invoicing

Configure your e-invoicing settings, including your company's tax information for MyInvois portal integration, according to VYROX VIP documentation. Click invoicing



4.2 Consolidate invoices

- In the browse screen, select the “New Consolidated E-invoice” function.



- Choose the relevant invoices for consolidation. Review the aggregated invoice details and click “submit”.

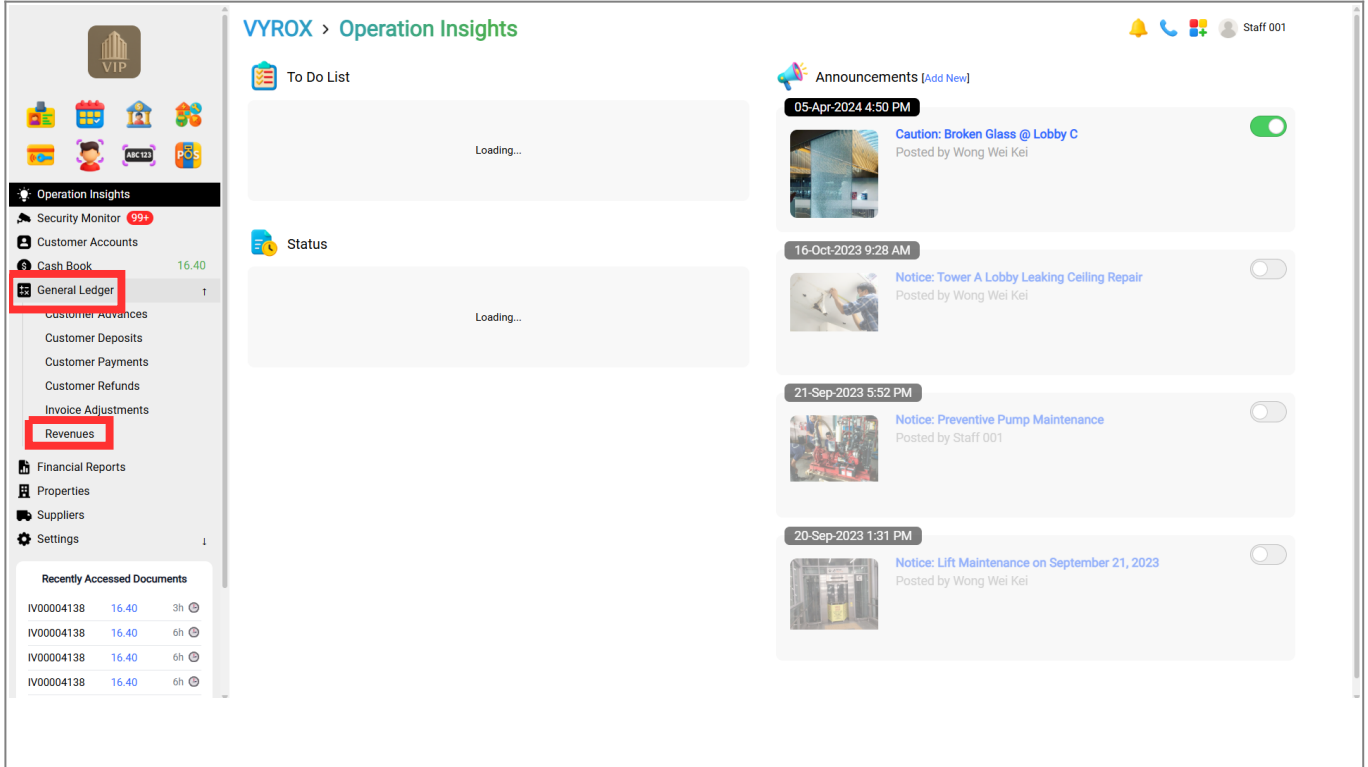
Upon submission, the system will proceed to validate the consolidated e-invoice. The status of your e-invoices can be monitored within the VYROX VIP Account, indicating whether they are submitted, validated, invalid, or cancelled.

Upon validation, the supplier is required to provide the e-invoice to the buyer, typically incorporating a QR code. The buyer is able to use the QR code for invoice validation on the MyInvois portal.

5. Validate Individual E-Invoice (by Customer)

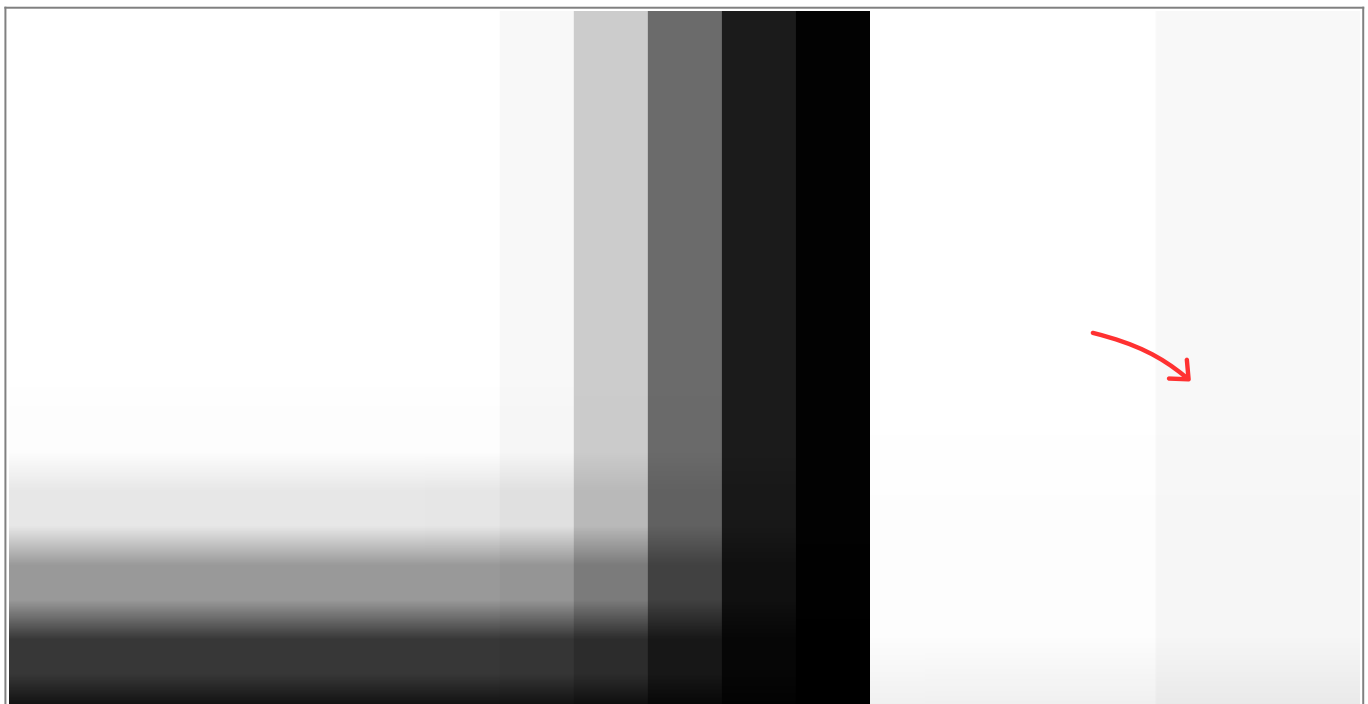
5.1 Go To General Page

VYROX VIP > General Ledger > Revenues.



5.2 Go to Revenues

Click on Payable Amount > Customers can use their phones for scanning the QR code.



Customers scan the QR code.

The screenshot displays an e-invoice system interface. At the top, it shows customer details for '59200 Kuala Lumpur' and invoice information including 'Invoice No.: IV00004146' and 'Invoice Issuance Date: 10-Jul-2025'. A summary table lists one item: 'FACILITY BOOKING NVSSZ POOL TABLE 1 FROM 10-JUL-2025 5:00 PM TO 10-JUL-2025 6:00 PM' with a duration of 1 hour and a rate of 15.00 per hour, resulting in a subtotal of 15.00. The total payable amount is 16.20, including taxes and rounding. Below the table, 'Payment Instructions' are provided, including a QR code for online payment and details for manual transfers to PERAK CORPORATION, JMB HORIZON SDN BHD, and MAYBANK. A red arrow points to the QR code. At the bottom, a transaction log shows various entries with amounts and timestamps.

No.	Item Description	Duration	Rate	Subtotal
1	FACILITY BOOKING NVSSZ POOL TABLE 1 FROM 10-JUL-2025 5:00 PM TO 10-JUL-2025 6:00 PM	1 HOUR	15.00 / HOUR	15.00
Sum of Subtotals				15.00
Total Discount Value				0.00
Total Net Amount				15.00
Total Tax Amount				1.20
Total Including Tax				16.20
Rounding Amount				0.00
Total Payable Amount				16.20

Payment Instructions

Please ensure that the Total Payable Amount of RM 16.20 is paid in full immediately. Payments can be made through any of the payment channels and their respective payment methods listed below:


- (1) Pay Online - Scan or click the QR code on the right or tap the [Pay] button below to access the secure online payment page. Choose the payment option that is most convenient for you.
- (2) Pay by Cheque at Any Bank Branch - Payee: PERAK CORPORATION Cross A/C PAYEE ONLY
Amount: RINGGIT MALAYSIA SIXTEEN AND CENTS TWENTY ONLY
- (3) Pay by Manual Transfer - Payment Processor Name: RHB
Account Holder Name: JMB HORIZON SDN BHD
Account Number: 4512321401021054
Payment Reference: IV00004146

Payment Processor Name: MAYBANK

IC00031555	8.00	37m	44	10-Jul-2025 12:00 AM	IC00031547	New 5618 Sdn Bhd	Late Payment Interest	0.00	100.00	0.00	0.000000	100.00
IC00031550	212.00	1h	43	10-Jul-2025 12:00 AM	IC00031546	6618 Sdn Bhd	Late Payment Interest	0.00	4.00	0.00	0.000000	4.00
IC00031555	8.00	1h	42	10-Jul-2025 12:00 AM	IC00031545	Alex13	Late Payment Interest	0.00	79.00	0.00	0.000000	79.00

5.3 Form and Response Submission

Complete the information and click on the “Confirm Submit e-invoice Validation” button.



Upon completion of the submission process, you'll notice a blue checkmark pop up in the system, and you'll need to type in the symbol. Next, you'll spot the letter Invoice, and a green checkmark will pop up.

MyInvois Portal Light Dark FAQ EN | BM [Log In](#)

v1.0

Total Payable Amount
RM 1.00

Submission Date & Time
10/7/2025 3:41:16 PM

Thank you for using MyInvois Portal, Lembaga Hasil Dalam Negeri Malaysia (LHDNM)

*Note: Grey checkmark: Not Submitted, green checkmark: Valid, Caution ⚠: invalid, Blue checkmark: Pending for LHDN verification

From: <https://www.vyrox.com/wiki/> - **VYROX Wiki**

Permanent link: <https://www.vyrox.com/wiki/doku.php?id=e-invoice&rev=1752197767>

Last update: **2025/07/11 01:36**

