

Credit

The Credit feature allows clubs to manage prepaid balances and internal credits for customers in a controlled and efficient manner. This module is designed to support flexible spending while improving transaction speed and cashless operations.

Operators can configure credit top-up rules, usage limits, and validity periods. Credits may be applied to gameplay, food and beverages, or other services, depending on business policies and customer eligibility such as membership status or promotions.

With a streamlined control system, operators can easily track credit balances, monitor usage, and adjust settings in real time. Once enabled, the Credit system is seamlessly integrated with the POS platform, billing workflow, and customer accounts, ensuring accurate deductions, transparent transactions, and smooth operational control.

Credit Package

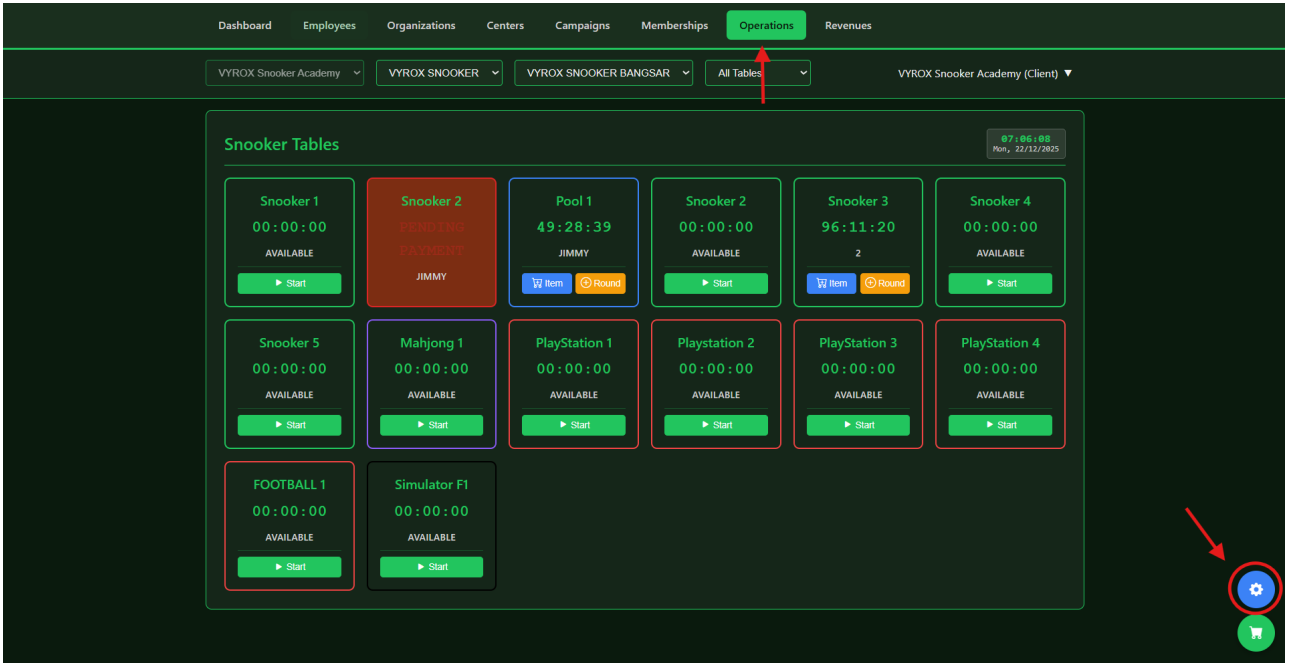
10.1 Create Credit Package

***Note: Must have a membership plan to set up this credit top-up.**

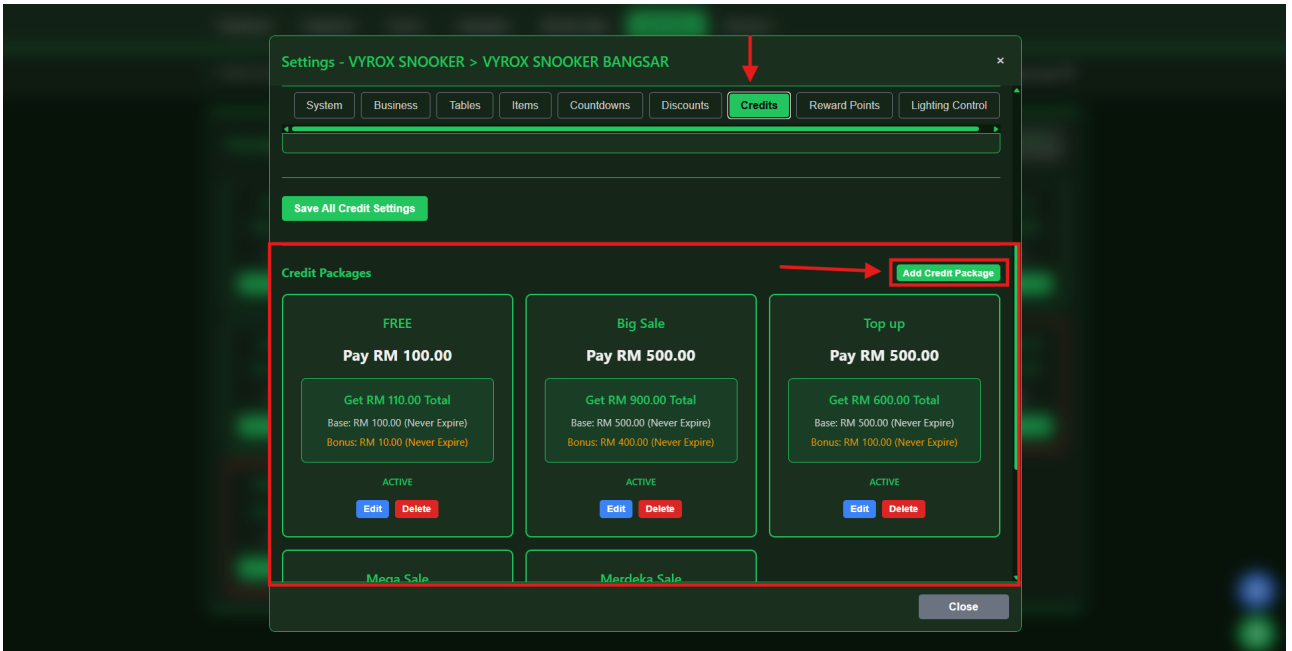
Go to Operation > Click Setting (the blue circle on below) > Go to Credits > Search Credit Packages > Add Credit Package

Details to Credit Package:

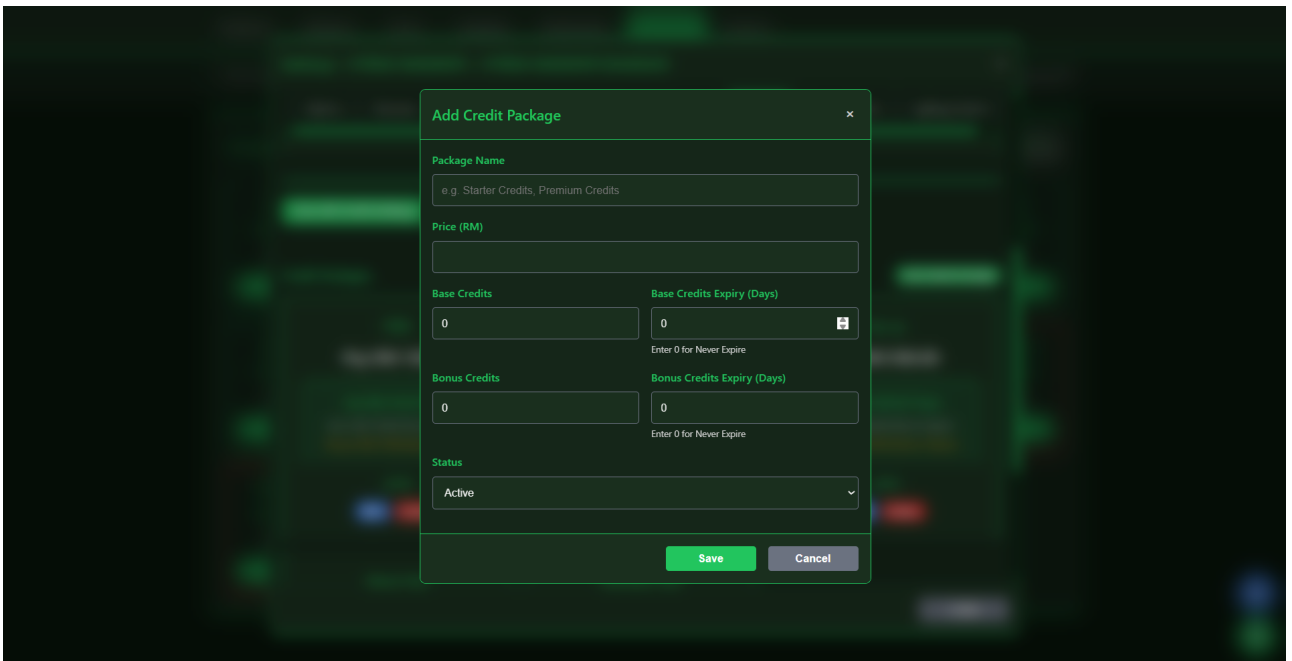
1. Fill Package Name
2. Set Price
3. Set Base Credits
4. Set Base Credits Expiry (Days)
5. Set Bonus Credits
6. Set Bonus Credits Expiry (Days)



1.



2.



3.

From:
<https://www.vyrox.com/wiki/> - **VYROX Wiki**

Permanent link:
<https://www.vyrox.com/wiki/doku.php?id=credit&rev=1769564837>

Last update: **2026/01/28 01:47**

