

Campaigns

The Campaign Management feature allows snooker club proprietors to create, implement, and oversee promotional campaigns that are specifically designed for distinct customer segments. This module facilitates the development of adaptable campaigns for corporate clients, individuals, groups, and frequent participants, thereby enhancing customer engagement, increasing visit frequency, and driving revenue growth.

Campaign duration, promotional pricing, campaign categories, and exclusive incentives, including discounted table rates, free game credits, loyalty rewards, or limited-time offers, can be configured by operators. Each campaign can be customised to correspond with consumer behaviour, seasonal strategies, and business objectives.

Operators can create, modify, or deactivate campaigns in real time by utilising a streamlined and intuitive setup process. Upon activation, all campaigns are fully integrated with the POS system, invoicing workflow, and customer accounts, ensuring a consistent customer experience across the platform, accurate billing, and seamless promotion tracking.

16. Campaigns

16.1 Create Campaigns

Go to Campaigns > Create New Campaign

Details to Create Campaigns:

1. Fill "Campaign Name"
2. Select "Coupon Code Type"
3. Choose "Discount Type"
4. Put "Discount Percentage"
5. Select "Usage Type"
6. Choose "Claim Type"
7. Tick "Applicable To"
8. Choose "Available Centers"

Campaigns Management

Search campaigns...

CREATED	CAMPAIGN NAME	DISCOUNT	MIN SPEND	LIMITS	COUPONS	DATES	STATUS	ACTIONS
2026-03-26	Hari Raya March	Countup: 50%	No Min	R:∞ · C:∞	4/2	Always	ACTIVE	
2026-03-25	AlexC	—	No Min	R:1 · C:1	0/2	Always	ACTIVE	
2026-03-22	Member App Discounts	Countup: 25% Countdown: 20%	No Min	R:100 · C:3	0/106	From 2026-03-21 Until 2026-04-21	ACTIVE	
2026-01-28	Opening	Countup: 10%	No Min	R:1 · C:1	5/106	Always	ACTIVE	

Create New Campaign

General | Coupon Discount Rules

Campaign Name

Redemption Limits

Max Redemptions per Coupon: 1
Max Claims per Customer: 1
Total Vouchers to Generate: 100
0 = Unlimited

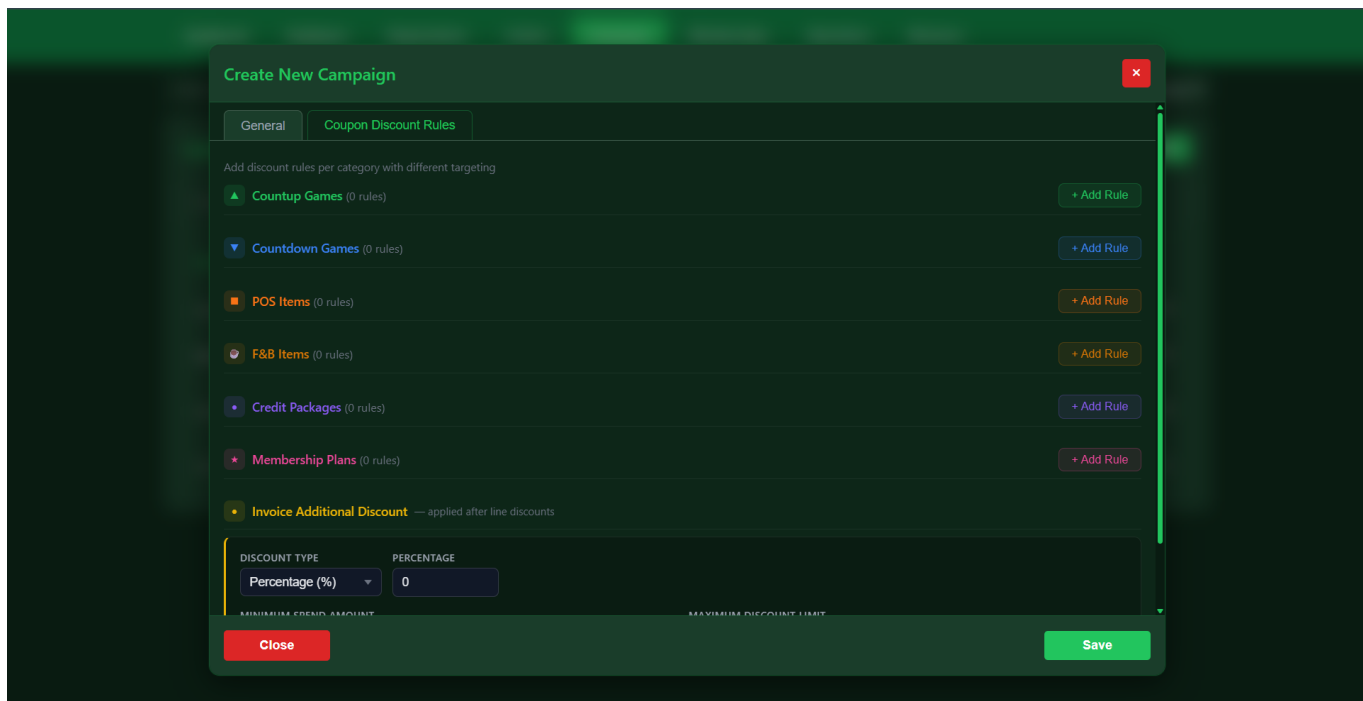
Start Date (Leave blank to start immediately): dd/mm/yyyy

Expiry Date (Leave blank for No Expiry): dd/mm/yyyy

Coupon Code Prefix (Optional): e.g., SAVE10

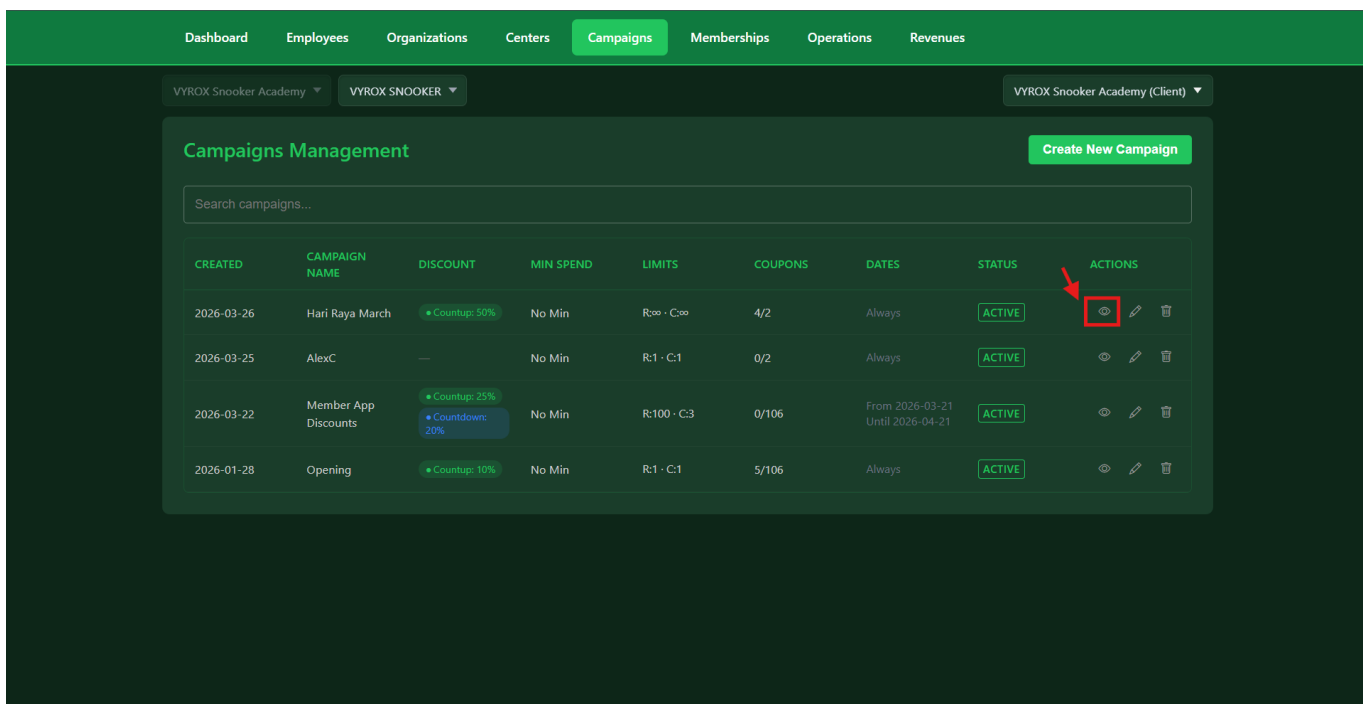
Available Centers: Select All Centers

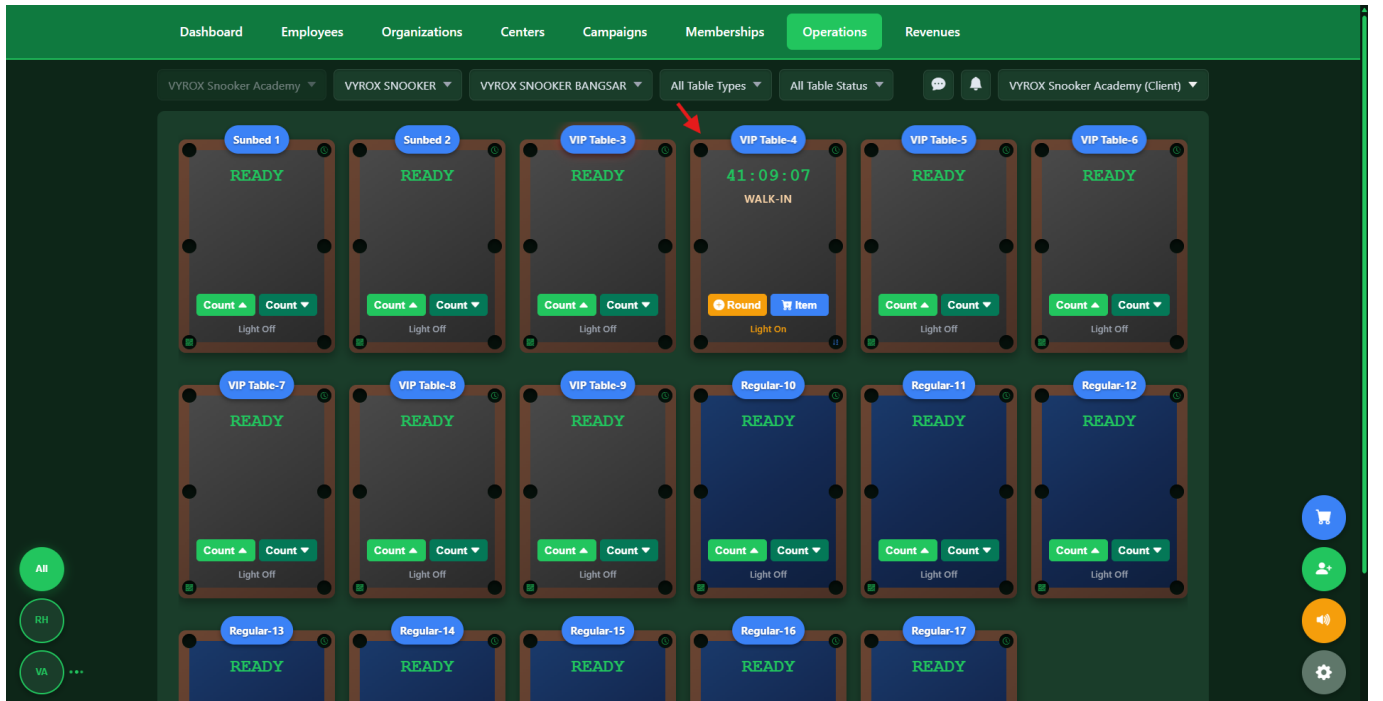
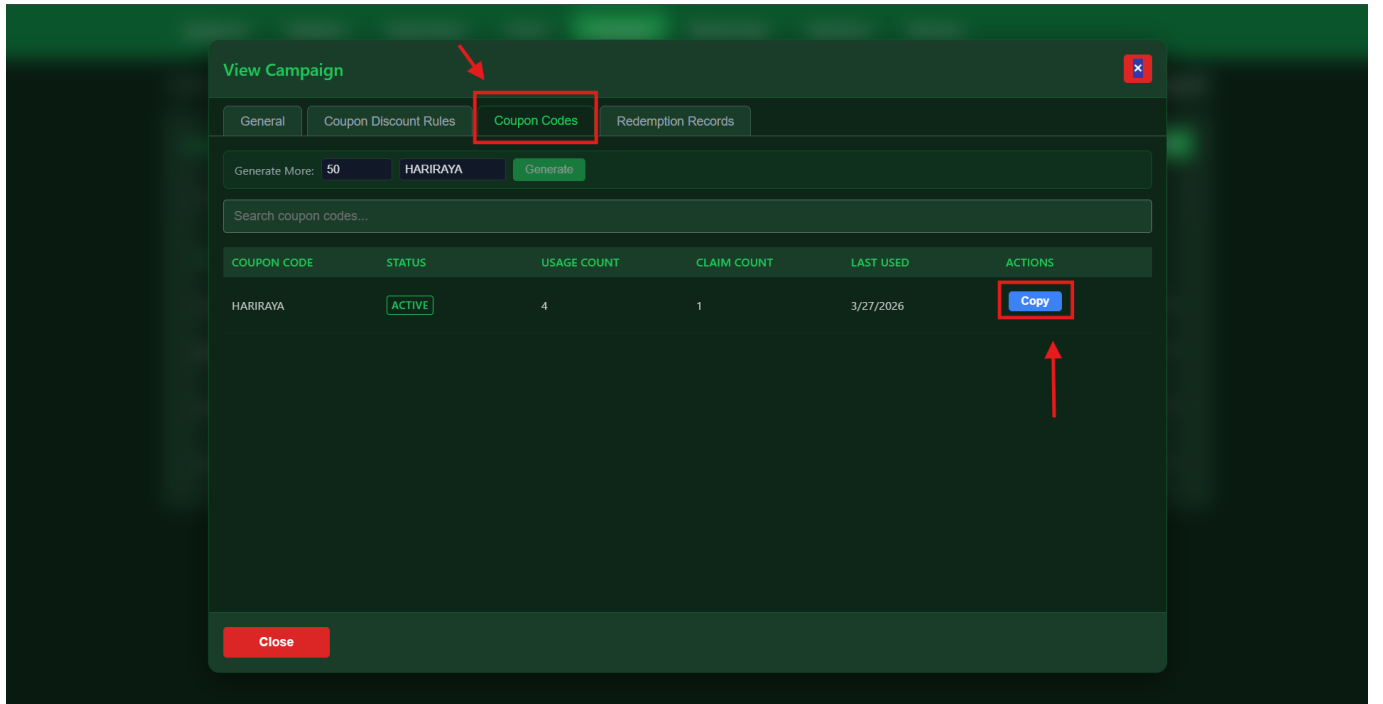
Close Save

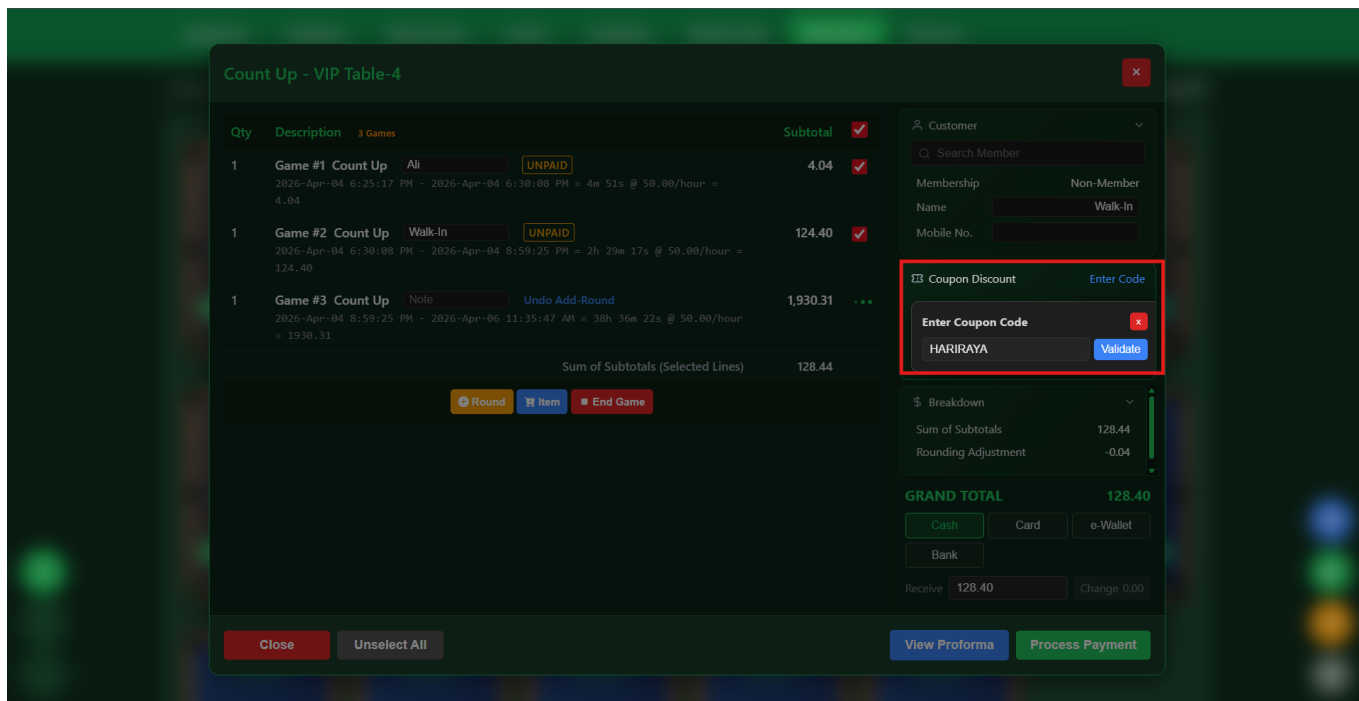


16.2 How to use Campaigns

Go to Campaigns > Click the symbol eye > Click Coupon codes > Copy Coupon > Go to Operation > Click Table want to Checkout > Paste at Coupon Discount

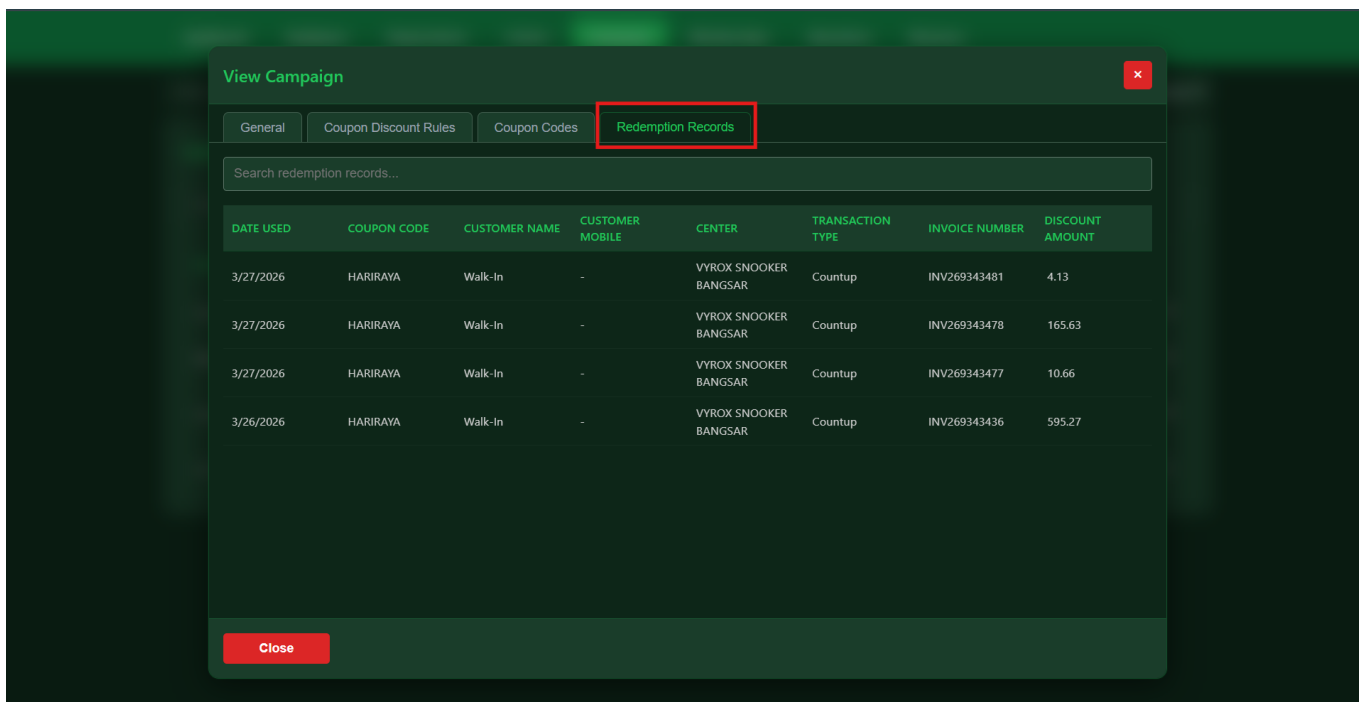






16.2 How to verify the use of a voucher record

Go to Campaigns > Click the symbol eye > Click Redemption Record



From: <https://www.vyrox.com/wiki/> - **VYROX Wiki**

Permanent link: <https://www.vyrox.com/wiki/doku.php?id=campaigns&rev=1775447201>

Last update: **2026/04/06 03:46**

