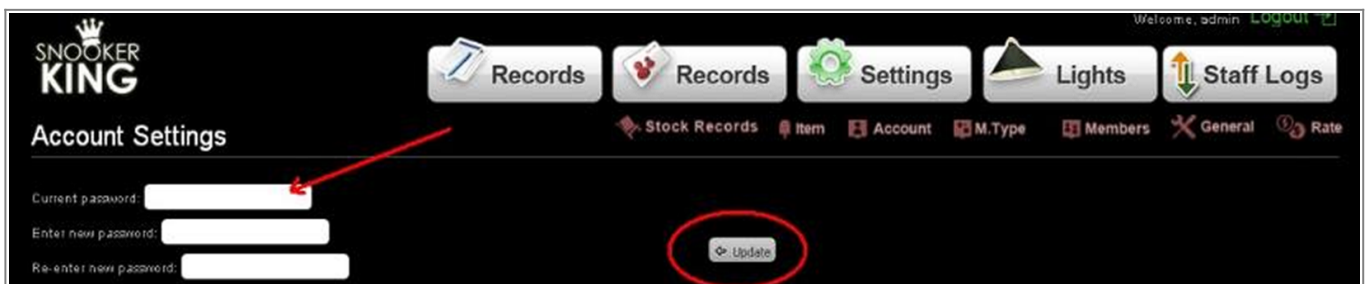


13. Account Management

13.1. Changing administration account password (administration to view and edit settings)

1. Fill in textbox on column one: current password
2. Fill in textbox on column two: new password
3. Fill in textbox on column three: Retype new password
4. Remember to click **“Update”** button to save this setting


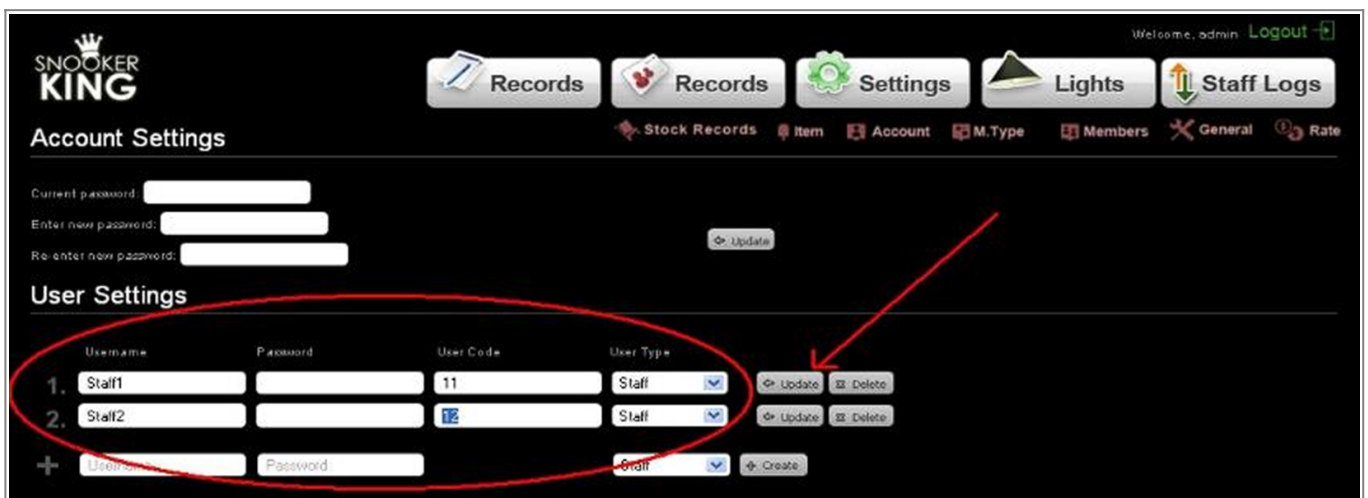
Sample:



13.2. Creating a new user/staff account (staff to view records only, but can't edit settings)

1. Fill in username account, password and user code.
2. Click **“Create”** button to add new account
3. User code: for internal reference only

Sample:



From:

<https://vyrox.com/wiki/> - **VYROX Wiki**

Permanent link:

https://vyrox.com/wiki/doku.php?id=account_management

Last update: **2025/03/03 07:36**

